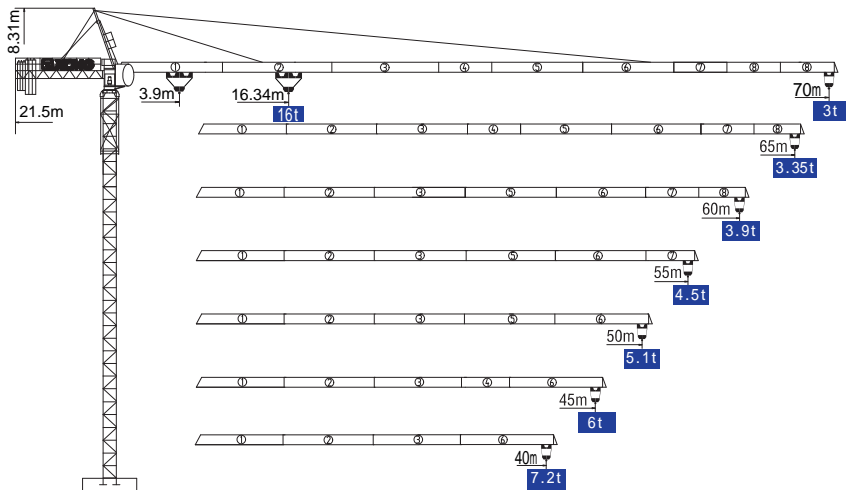


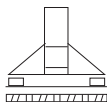
QTZ250

7030-16 系列

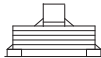
外形尺寸 Dimensions



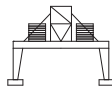
固定式
Stationary



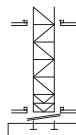
行走式
Travelling



底架压重式
Under frame Loading



门座式
portal type



内爬式
Inner-climbing type

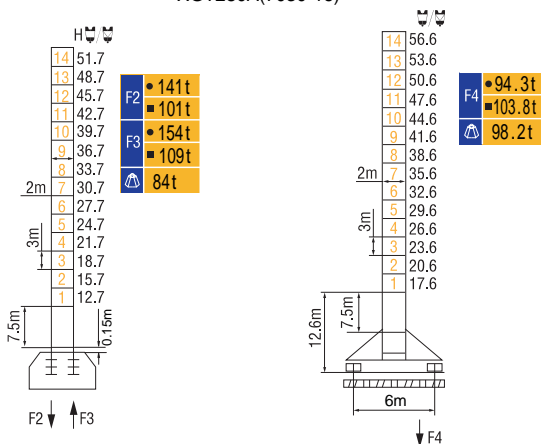
*可变换的其它安装方式同我们协商 Mounting possibilities Consult us

QTZ250

7030-16系列

技术状态 Status

XGT280A(7030-16)



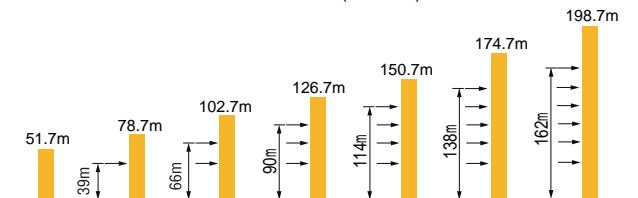
● 工作状态 In service

■ 非工作状态 Out of service

⚠ 不含平衡重最大臂长最大工作高度时的自重 Without load and ballast with longest jib and maximum height

附着 Anchorages

XGT280A(7030-16)



* 如需达到更高的高度, 请与我们联系! For greater heights, consult us!

QTZ250

7030-16系列

起重特性 Load Diagrams

起重臂 (m) Jib	R_{min}	$R(C_{max})$	C_{max}	幅度 (m) Range												
				15	20	25	30	35	40	45	50	55	60	65	70	
70m		4.8	31.24	8t	8000				7013	5996	5212	4588	4080	3659	3304	3000
		3.9	16.34	16t	16000	12570	9591	7646	6277	5260	4476	3852	3344	2923	2568	2264
65m		4.8	31.57	8t	8000				7100	6072	5279	4649	4135	3709	3350	
		3.9	16.51	16t	16000	12727	9715	7749	6364	5336	4543	3913	3399	2973	2614	
60m		4.8	32.84	8t	8000				7432	6361	5535	4878	4344	3900		
		3.9	17.14	16t	16000	13324	10186	8138	6696	5625	4799	4142	3608	3164		
55m		4.8	33.78	8t	8000				7680	6578	5727	5051	4500			
		3.9	17.62	16t	16000	13771	10539	8430	6944	5842	4991	4315	3764			
50m		4.8	34.05	8t	8000				7752	6640	5782	5100				
		3.9	17.76	16t	16000	13899	10640	8513	7016	5904	5046	4364				
45m		4.8	35.13	8t	8000					6886	6000					
		3.9	18.3	16t	16000	14406	11041	8845	7298	6150	5264					
40m		4.8	36.5	8t	8000					7200						
		3.9	18.99	16t	16000	15054	11553	9268	7659	6464						

配重配置 Ballast

Counter-jib ballast		4375 (kg) / 3475 (kg) / 3175(kg)			
			PZ4375	PZ3475	PZ3175
70m	21.5m	22650	2	4	0
65m	21.5m	20850	0	6	0
60m	21.5m	18570	2	1	2
55m	21.5m	17070	0	4	1
50m	21.5m	15700	2	2	0
45m	21.5m	13600	0	3	1
40m	21.5m	11320	1	2	0

QTZ250

7030-16系列

传动机构 Mechanisms

机构 Mechanisms	图例 Example	机构代号 Model	速度 (m/min) Speed		起重量 (t) Hoist Weight	容绳量 (m) Rope Capacity	功率 Power	
起升 Hoisting		70RCS40		30	8	550 >550 *	51.5kW	
				60	4			
				15	16			
				30	8			
		75LVF40D		0~45	8	804 >804 *		75kW
				45~90	4			
	0~22.5			16				
	22.5~45	8						
变幅 Trolleying		185JXL	0~65m/min				185N.m	
		8DVF					7.5kW	
回转 Slewing		RCV290	0~0.7r/min			2×145N.m		
		18RVF				2×9kW		
行走 Travelling		RT443	0~25m/min			4×1.7/3.4kW		
电源 Main supply					~380V (±10%) 50Hz			
总功率 (不含顶升和行走) Gross power (excluding top-lifting and travelling)						77.5kW / 105kW		

*如需其它传动机构，请咨询我们！For more mechanisms optional, consult us!