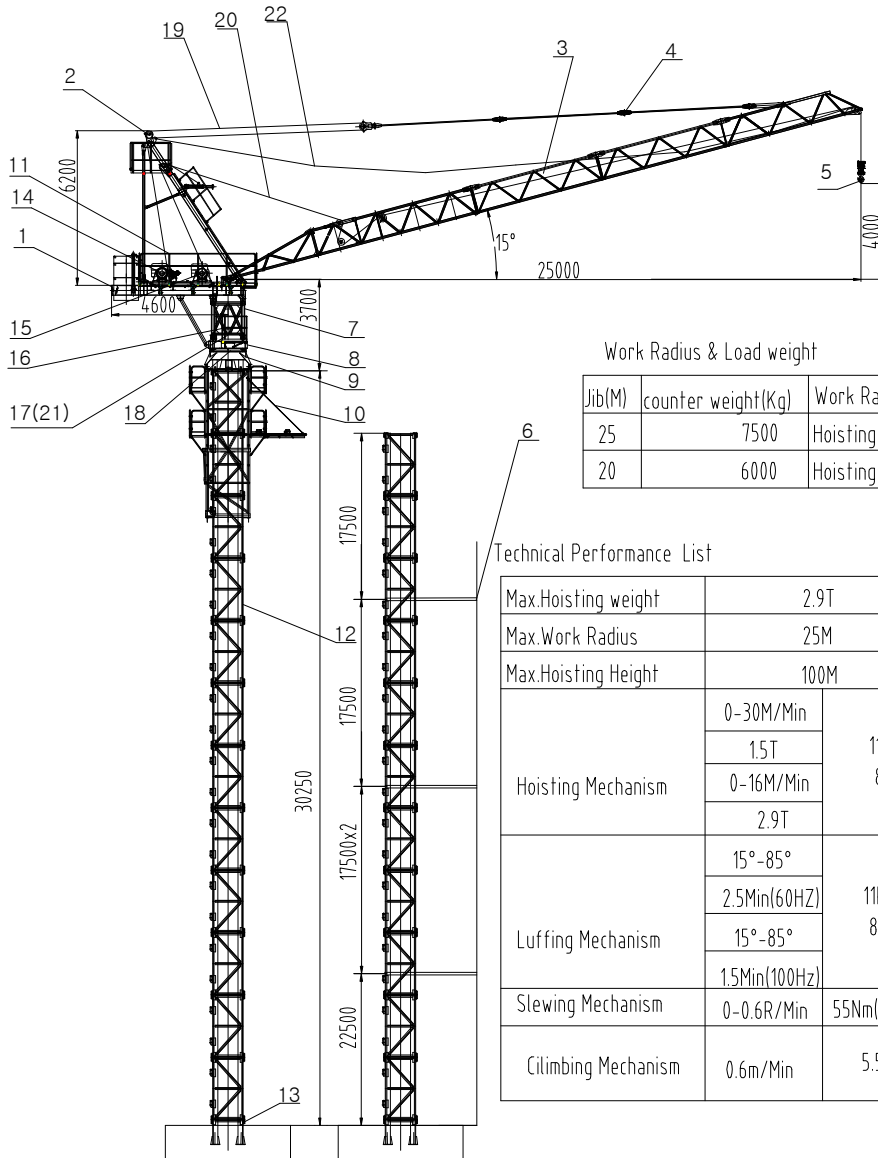


TOWER CRANE STRUCTURE



Work Radius & Load weight

Jib(M)	counter weight(Kg)	Work Radius(M)	2.2--20	22	25
25	7500	Hoisting Weight(T)	2.9	2.5	2.0
20	6000	Hoisting Weight(T)	2.9		

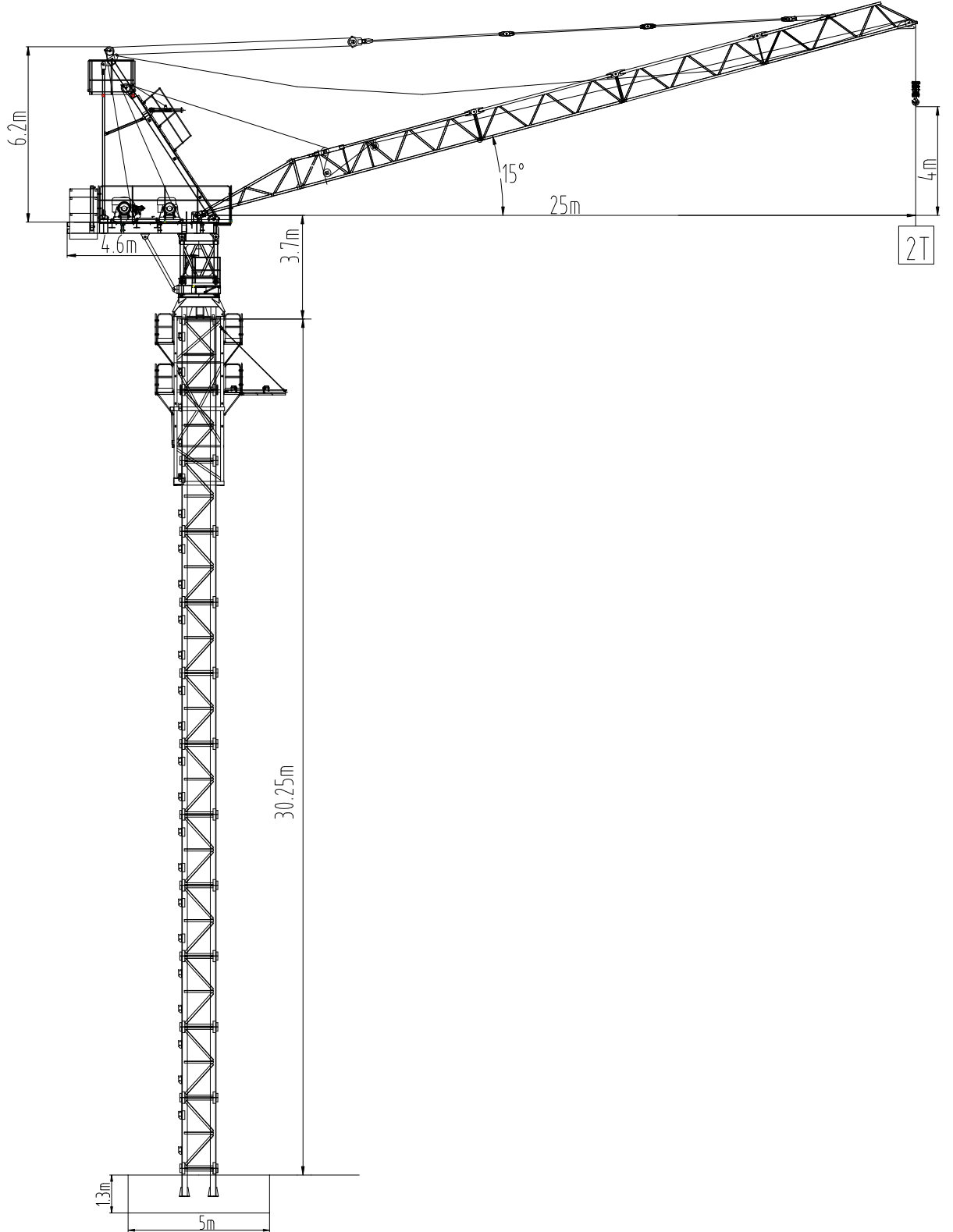
Technical Performance List

Max.Hoisting weight	2.9T	
Max.Work Radius	25M	
Max.Hoisting Height	100M	
Hoisting Mechanism	0-30M/Min	11KW 8P
	1.5T	
	0-16M/Min	
	2.9T	
Luffing Mechanism	15°-85°	11KW 8P
	2.5Min(60HZ)	
	15°-85°	
	1.5Min(100HZ)	
Slewing Mechanism	0-0.6R/Min	55Nm(3.7kw)
Climbing Mechanism	0.6m/Min	5.5KW

22	FT-80L.28	Assistal ropes	2	20m	50m
21	GB5783-1996	Bolt M16X70	24		
20	GB8918-2006	Hoisting Ropes	280m		
19	GB8918-2006	Luffing Ropes	925m		
18	QWA1250.4.0	Slewing Ring			
17	TX100AP-195	Swam Mechanism	1	200	200
16	YLEWF112M-6-55Nm	Torque Motor	1	50	50
15	IQ3.32P	Hoist Mechanism	1	950	950
14	IQ20LB	Luffing Mechanism	1	1080	1080
13	FT-80L.27	Base Frame	1	517	517
12	FT-80L.23	Lower mast	1	11370	11370
11	FT-80L.21	Hoist Mechanism	1	200	200
10	FT-80L.18	Climbing Frame	1	2800	2800
9	FT-80L.17	Swam Mechanism	1	1170	1170
8	FT-80L.16	Slewing Motor	1	950	950
7	FT-80L.15	Slewing mast	1	710	710
6	FT-100L.13	Alimak Frame	1	1260	1260
5	SF-120L.11	HOOK	1	200	200
4	FT-80L.9	Jib Rod	1	400	400
3	FT-80L.8	Jib	1	2360	2360
2	FT-80L.4	Head mast	1	1980	1980
1	FT-80L.1	Counter Jib	1	2280	2280
Item	Code	Name	Number	simple weight	total weight
				FT-80L	
				weight	F.R.C
				29700Kg	

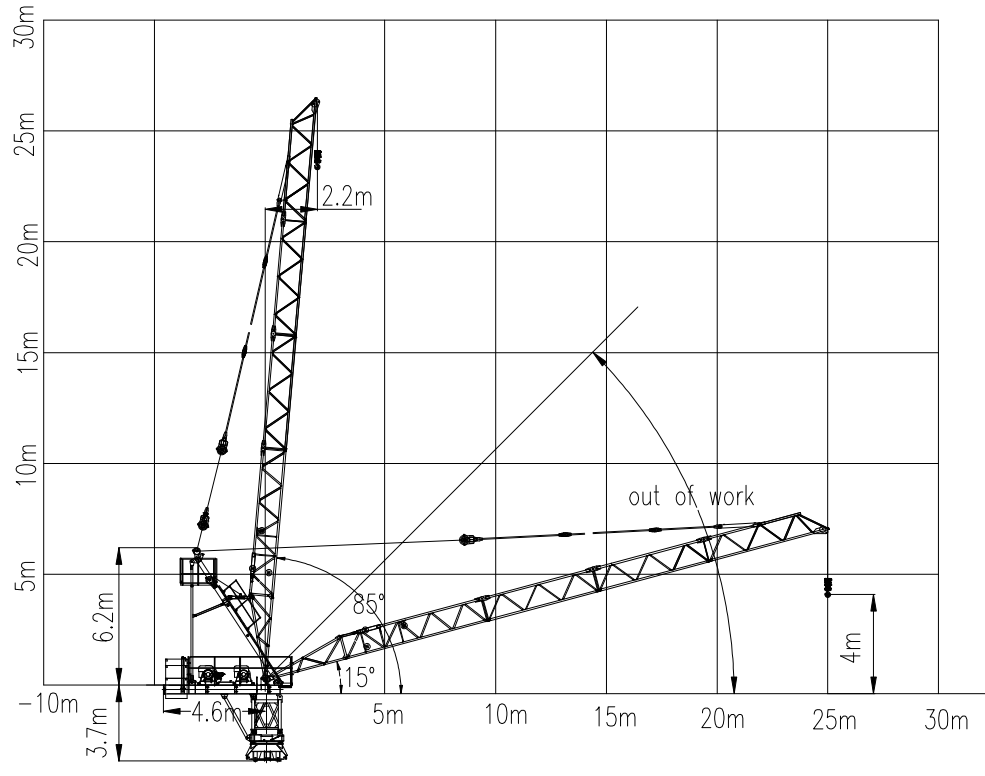
LUFFING CRANE

FT-80L



FT-80L

BOOM POSITIONS





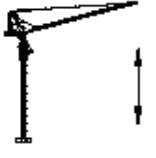
Foundation+ 1st mast		
JIB		25m
MAST heights	1	2.75
	2	5.25
	3	7.25
	4	10.25
	5	12.75
	6	15.25
	7	17.75
	8	20.25
	9	22.75
	10	25.25
	11	27.75
	12	30.25

FT-80L

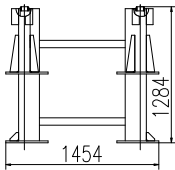
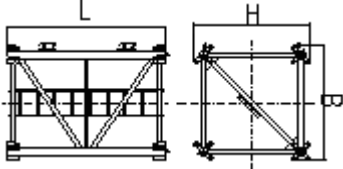
RADIUS & CAPACITY

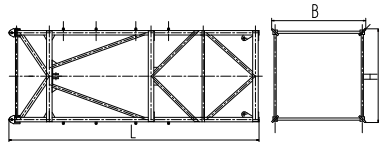
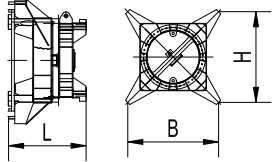
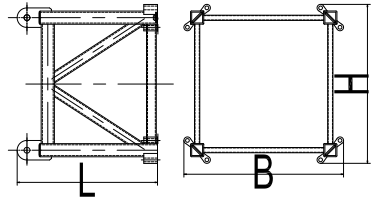
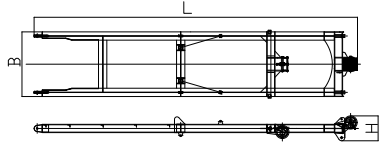
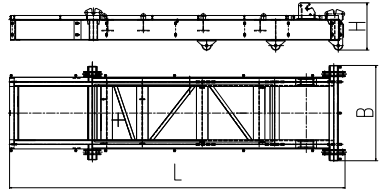
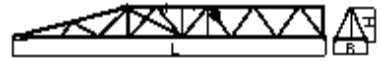

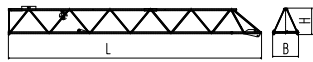
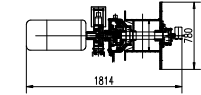
JIB(M)	COUNTER BALLAST(kg)		2.2	10	15	20	22	25	
25	7500	2F	2,9	2.9	2,9	2.9	2.5	2.0	T
20	6000	2F	2,9	2.9	2.9	2.9	T		

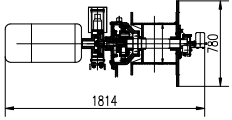
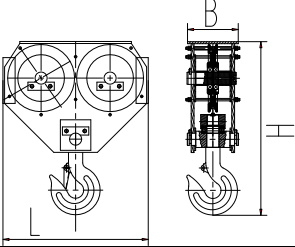
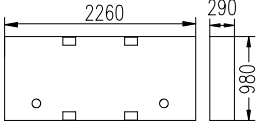
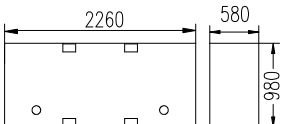
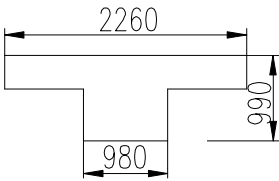
SPEEDS

	55Nm(3.7KW)		0~0.6r/min		
	11Kw		0-30m/min (Q=2T/2.5Min) 0-50m/min (Q=0T/1.5Min)		
	11Kw	2F	0~30m/min 1.5T	0~16m/min 2.9T	

PACKING LIST

ITEM	QTY	DESCRIPTION	LENGTH (M)	WIDTH (M)	HIGHT (M)	UNT WEIGHT (Kg)	TOTLE WEIGHT (Kg)
1	1	FOUNDATION ANCHOR 	1.45	1.45	1.28		515
2	12	MAST 	2.5	1.4	1.4	910	11402
3	1	TELESCOPIC CAGE	6.1	1.81	1.81		2802

							
4	1	TURN TABLE 	1.86	1.86	1.3		2390
5	1	CAB MAST 	1.45	1.45	1.77		700
6	1	A-FRAME 	7.2	1.5	0.7		2000
7	1	COUNTER JIB 	5.4	1.4	0.95		2380
8	1	JIB(1) 	10.48	1.3	1.4		1032
9	2	JIB(2) 	5.21	1.3	1.1		395
10	1	JIB(4) 	5.76	1.3	1.09		476
11	1	HOIST WINCH 	1.82	0.78	0.78		950
12	1	LUFFING WINCH	2.0	0.78	1.2		1080

							
13	1	HOOK 	0.81	0.2	0.86		200
14	1	COUNTER BALLAST 	2.26	0.29	0.98	1500	1500
15		COUNTER BALLAST 	2.26	0.58	0.98	3000	3000
16	1	COUNTER BALLAST 	1.9	0.99	0.98	3000	3000