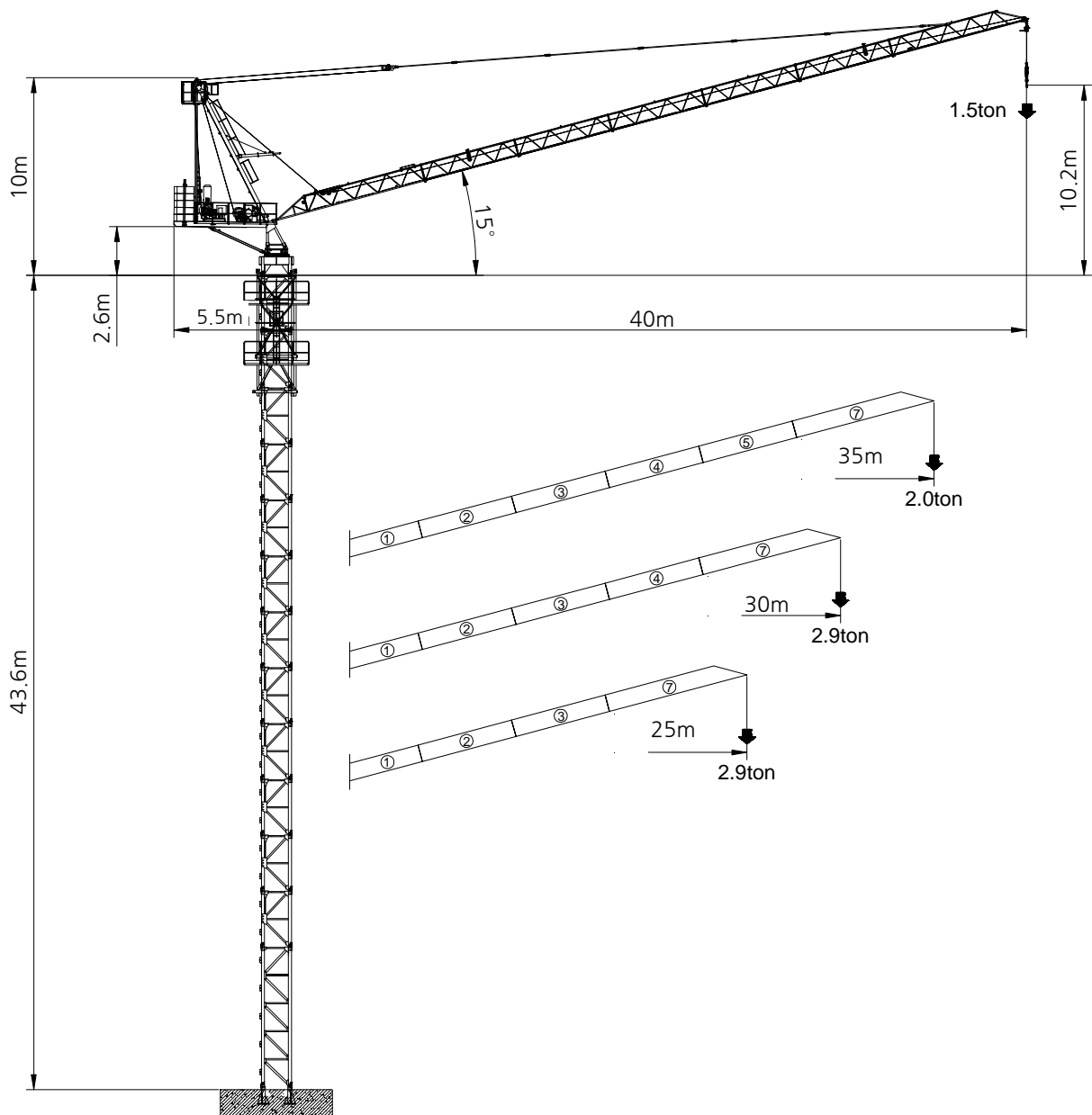


GHD4015

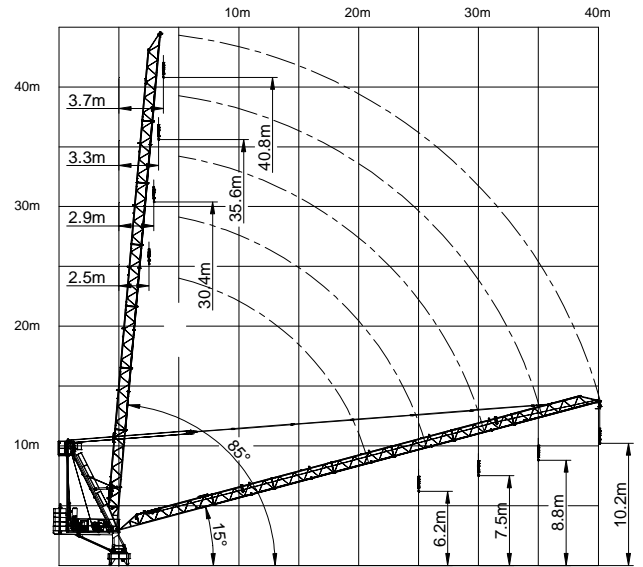
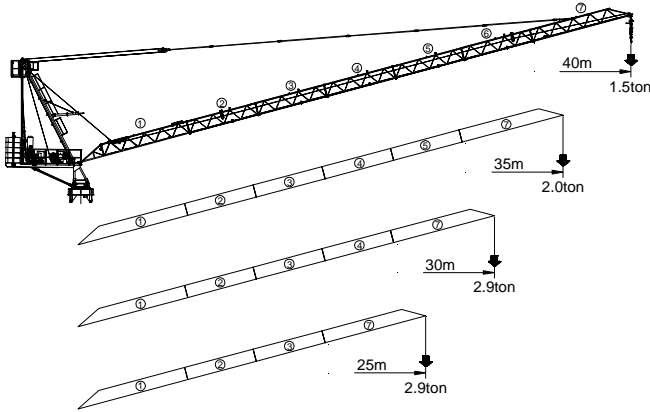
WIRELESS REMOTE CONTROL

Luffing tower crane

DoDo INTERNATIONAL



JIB COMBINATION / RADIUS & HOISTING HEIGHT



Mechanism

	Hoist winch(INVERTER)							
								Motor power
	m/min	77.0	40.0	24.0	38.5	20.0	12.0	24kW
ton	1.0	1.5	2.9	2.9	2.9	2.9	400m	
	Luffing Winch(INVERTER)					Slewing machinery		
	24kW 2.5min					5.5kW 0.68rpm		
Power supply	3ph×380V×60Hz		Control circuit	24Vdc, 220Vac		Power consumption	57kVA	

Load Capacity

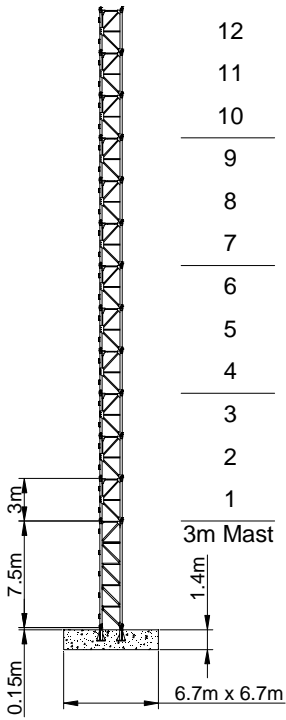
JIB Length		13.1	15	20	26.6	30	35	40	m
40m	2fall	2.90	2.90	2.90	2.50	2.16	1.78	1.50	ton
	4fall	2.90	2.90	2.90	2.20	1.90	1.56	1.30	ton

JIB Length		10	14.6	20	25	29.1	35	m
35m	2fall	2.90	2.90	2.90	2.50	2.50	2.00	ton
	4fall	2.90	2.90	2.90	2.72	2.26	1.80	ton

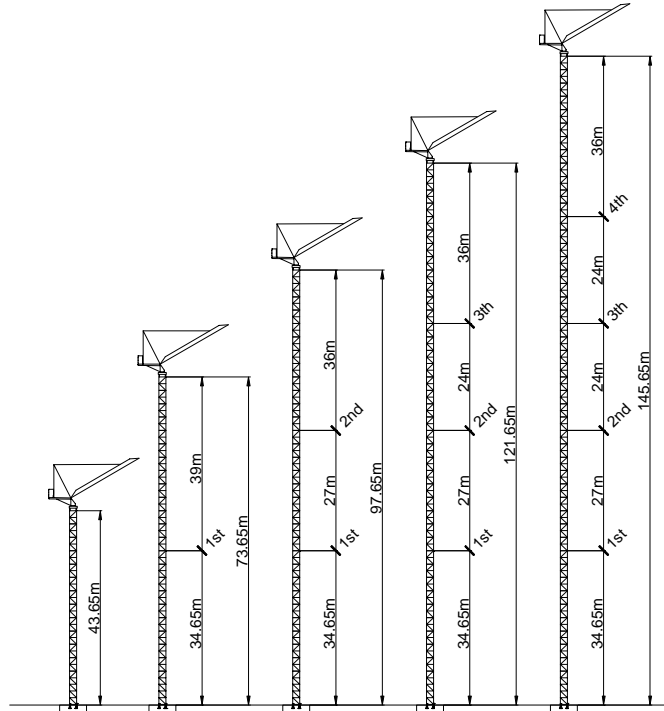
JIB Length		10	15	19.1	25	30	m
30m	2fall	2.90	2.90	2.90	2.90	2.90	ton
	4fall	2.90	2.90	2.90	2.90	2.90	ton

JIB Length		10	15	19.5	25	m
25m	2fall	2.90	2.90	2.90	2.90	ton
	4fall	2.90	2.90	2.90	2.90	ton

Mast height & Tie schedule



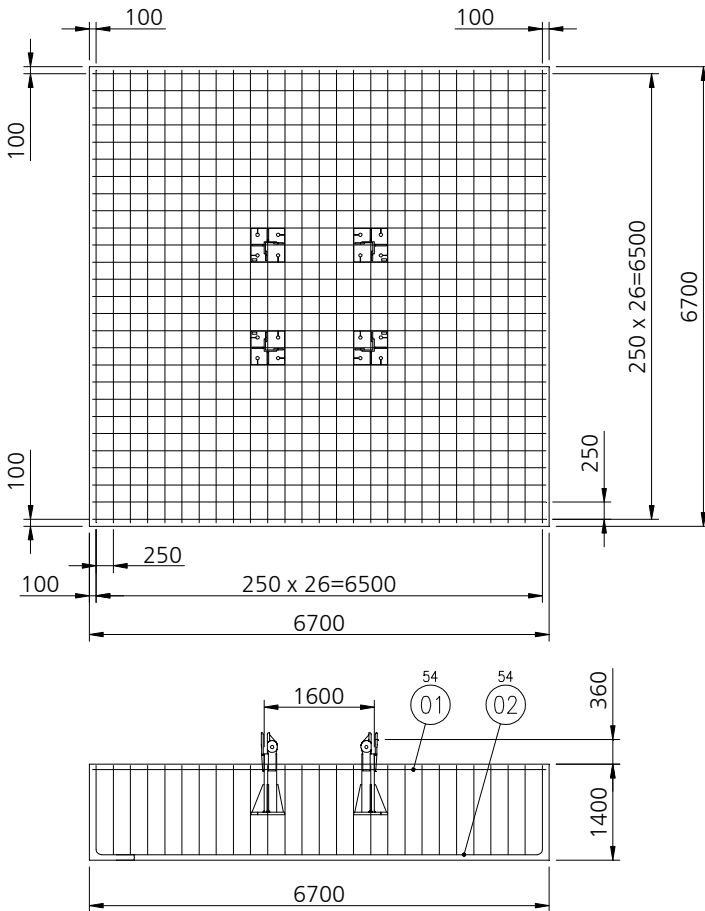
12	43.5
11	40.5
10	37.5
9	34.5
8	31.5
7	28.5
6	25.5
5	22.5
4	19.5
3	16.5
2	13.5
1	10.5
3m Mast	
	m



Mast height

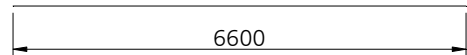
Wall bracing schedule

Foundation




UNIT : mm

54
① TOP ARRANGEMENT / RE-BAR HD25



54
② BOTTOM ARRANGEMENT / RE-BAR HD25




NOTE

1. JIB40m, MAST HEIGHT 43.6m 사양 기초배근도 임.
2. 이음 길이는 상기 치수 이상으로 할 것.

CONCRETE VOLUME	62.85m ³
GRAVITY OF CONCRETE	2400kg/m ³
STRENGTH OF CONCRETE GRADE	240kg/cm ²
BEARING POWER OF THE SOIL (Pmax)	20tonf/m ²

Packing List

No.	Description	Sketch	L(m)	W(m)	H(m)	Weight per piece(ton)	Q'ty
1	Jib Section 1		8.5	0.9	1.1	620	1
2	Jib Section 2		5.18	0.9	1.0	290	5
3	Jib Section 3		7.5	0.9	1.0	480	1
4	Cradle of top tower		7.1	0.95	0.4	527	1
5	Top tower		8.7	0.9	0.6	1108	1
6	Turn table		1.4	1.6	2.1	1400	1
7	Tripod		1.1	1.1	1.6	421	1
8	Hoist winch		2.13	1.2	1.04	1500	1
9	Luffing winch		1.02	1.2	1.7	1500	1
10	Counter jib		5.1	1.16	0.54	1560	1
11	Support bar of Counter jib		3.2	0.1	0.2	82	2
12	Counter weight block		2.25	0.34	1.05	2000	5
13	Hook block		0.73	0.2	1.4	200	1
14	Damper		2.35	1.0	0.25	184	1
15	Jib Tie-bar		3.245	0.068	0.12	50	1
			3.245	0.068	0.12	50	1
			5.0	0.068	0.12	72	4
			1.25	0.138	0.12	26	1
16	7.5m Basic Mast		7.5	1.6	1.6	2400	1
17	3m Mast		3.0	1.6	1.6	800	12
18	Climbing cage		6.875	2.315	2.488	4200	1

* 본 사양은 변경될 수 있습니다.