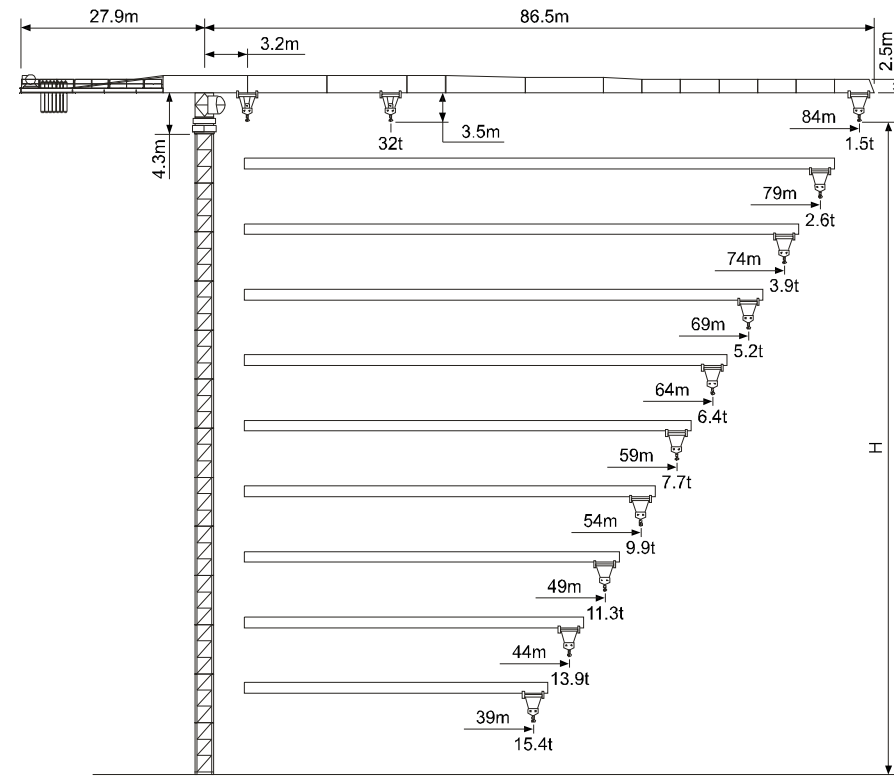
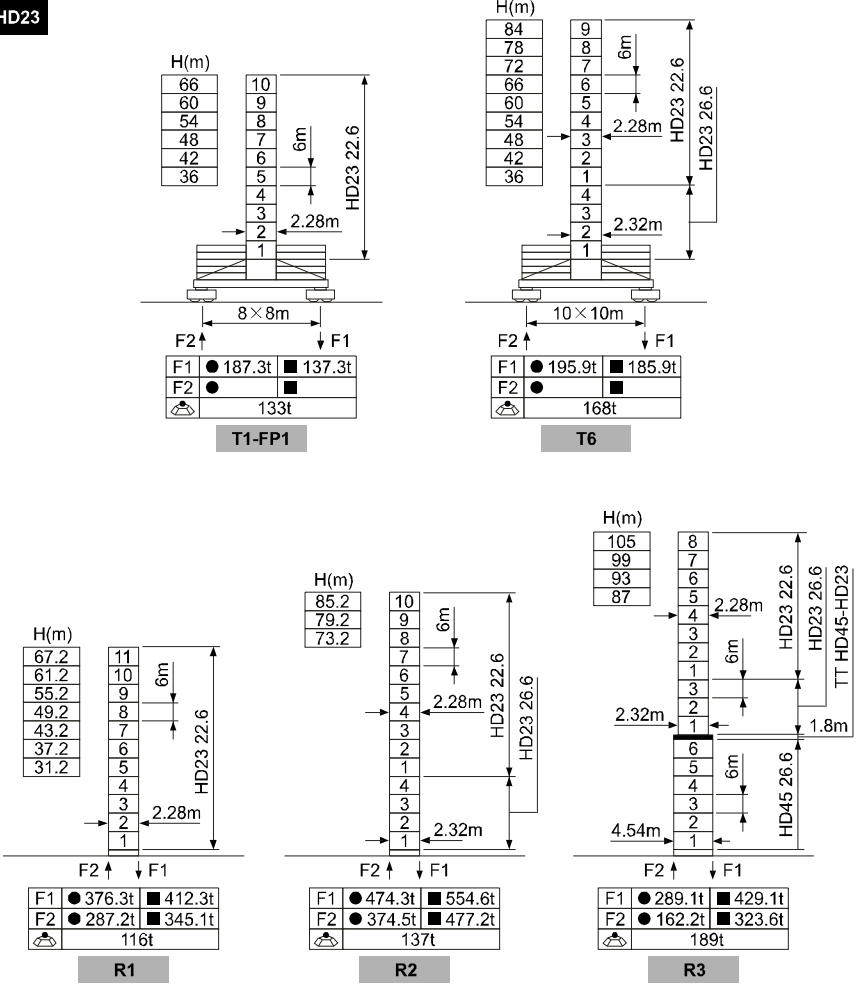


# JTT500 N32



## 塔身 Masts

### HD23



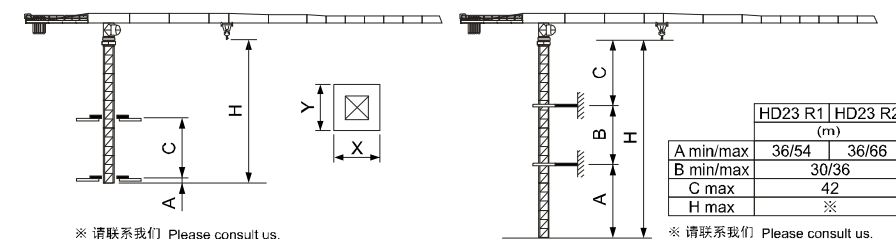
※ 请联系我们 Please consult us.

● 工作状态 In service F 反力 Reactions ■ 非工作状态 Out of service 自重 Without load and ballast with longest jib and maximum height

## 负荷特性 Load diagrams

吊钩	起升速度	幅度	高度	重量	19	24	29	34	39	44	49	54	59	64	69	74	79	84
16t	-	17.66m	t	13.6	10.2	8.07	6.56	5.64	4.74	4.03	3.46	2.99	2.6	2.26	1.97	1.72	1.5	
16t	-	17.67m	t	13.5	9.99	7.71	6.12	5.15	4.21	3.47	2.87	2.38	1.96	1.61	1.31	1.05	0.8	
32t	-	10.02m	t	13.1	9.74	7.54	6	5.06	4.14	3.42	2.83	2.34	1.94	1.59	1.29	1.03	0.8	
16t	-	20.79m	t	16	12.7	10.1	8.35	7.26	6.19	5.35	4.67	4.11	3.64	3.24	2.9	2.6		
16t	-	20.57m	t	16	12.4	9.84	7.99	6.86	5.75	4.87	4.17	3.58	3.09	2.67	2.31	2		
32t	-	11.8m	t	16.5	12.4	9.84	7.99	6.86	5.75	4.87	4.17	3.58	3.09	2.67	2.31	2		
16t	-	24.58m	t	16	15.6	12.5	10.4	9.11	7.84	6.83	6.02	5.35	4.79	4.1	3.9			
16t	-	24.76m	t	16	15.8	12.5	10.2	8.91	7.57	6.51	5.66	4.96	4.37	3.86	3.4			
32t	-	13.72m	t	20.2	15.4	12.3	10.1	8.78	7.46	6.43	5.59	4.9	4.32	3.83	3.4			
16t	-	27.96m	t	16	16	14.7	12.2	10.7	9.26	8.1	7.16	6.39	5.75	5.2				
16t	-	27.4m	t	16	16	14.3	11.8	10.37	8.89	7.73	6.79	6.01	5.36	4.8				
32t	-	15.32m	t	23.3	17.8	14.3	11.8	10.3	8.89	7.73	6.79	6.01	5.36	4.8				
16t	-	30.24m	t	16	16	16	13.4	11.8	10.2	8.96	7.94	7.1	6.4					
16t	-	29.77m	t	16	16	15.8	13.1	11.5	9.94	8.68	7.65	6.81	6.1					
32t	-	16.54m	t	25.5	19.6	15.8	13.1	11.5	9.94	8.68	7.65	6.81	6.1					
16t	-	32.17m	t	16	16	16	14.4	12.7	11	9.68	8.6	7.7						
16t	-	31.97m	t	16	16	16	14.3	12.6	10.8	9.51	8.41	7.5						
32t	-	17.7m	t	27.7	21.3	17.2	14.3	12.6	10.8	9.51	8.41	7.5						
16t	-	36.02m	t	16	16	16	16	14.5	12.6	11.1	9.9							
16t	-	35.42m	t	16	16	16	16	14.2	12.3	10.8	9.6							
32t	-	19.53m	t	31.1	24	19.4	16.2	14.2	12.3	10.8	9.6							
16t	-	36.48m	t	16	16	16	16	14.8	12.8	11.3								
16t	-	35.61m	t	16	16	16	16	14.3	12.4	10.9								
32t	-	19.63m	t	31.3	24.1	19.5	16.3	14.3	12.4	10.9								
16t	-	37.74m	t	16	16	16	16	15.4										
16t	-	36.51m	t	16	16	16	16	14.8										
32t	-	20.11m	t	32	24.8	20.1	16.8	14.8										

## 内爬与附着 Climbing & Anchorages



※ 请联系我们 Please consult us.

※ 请联系我们 Please consult us.

## 机构 Mechanisms

			m/min	t	kW	绕绳量 Rope length
起升 Hoisting	200LVF80		0~50	16	2×75kW	560m >560m※
			0~100	7.2		
			0~25	32		
			0~50	14.4		
变幅 Trolleying	15DVF		0~56m/min	15kW		
回转 Slewing	RCV145		0~0.8r/min	4×145Nm		
行走 Traveling	RT443		12.1~24.1m/min	6×3.4/1.7kW		
			380V(±5%) 50Hz	※		

※ 请联系我们 Please consult us.

