

HANWOO / KRÖLL Luffing Jib Crane

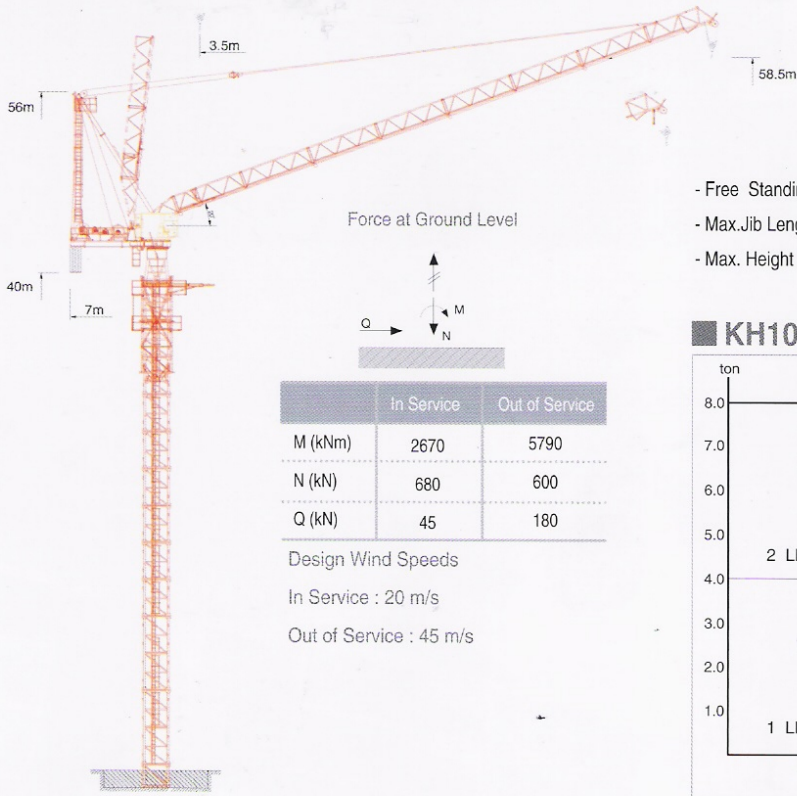
KH100L

HANWOO Luffing Jib Crane



HANWOO KH100L Luffing Jib Crane

KH100L Assembly

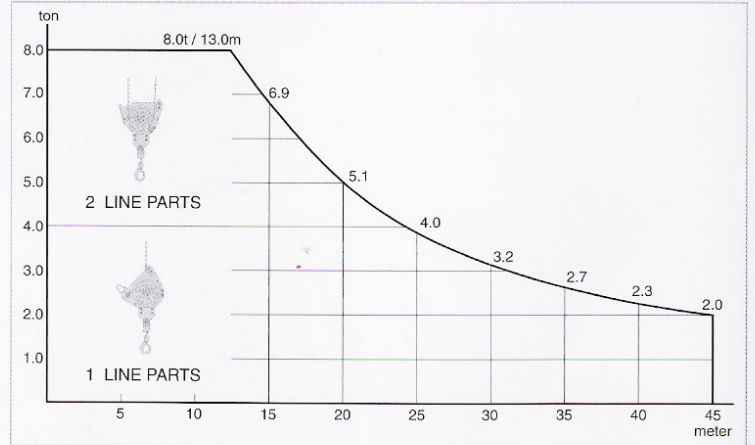


- Free Standing H.U.H (at 20°) : 58.5m
- Max. Jib Length : 45m
- Max. Height : 236m

	In Service	Out of Service
M (kNm)	2670	5790
N (kN)	680	600
Q (kN)	45	180

Design Wind Speeds
 In Service : 20 m/s
 Out of Service : 45 m/s

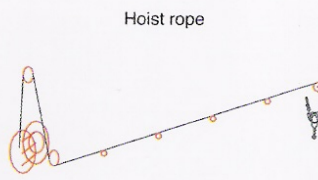
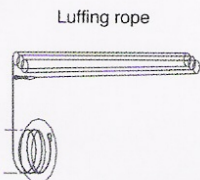
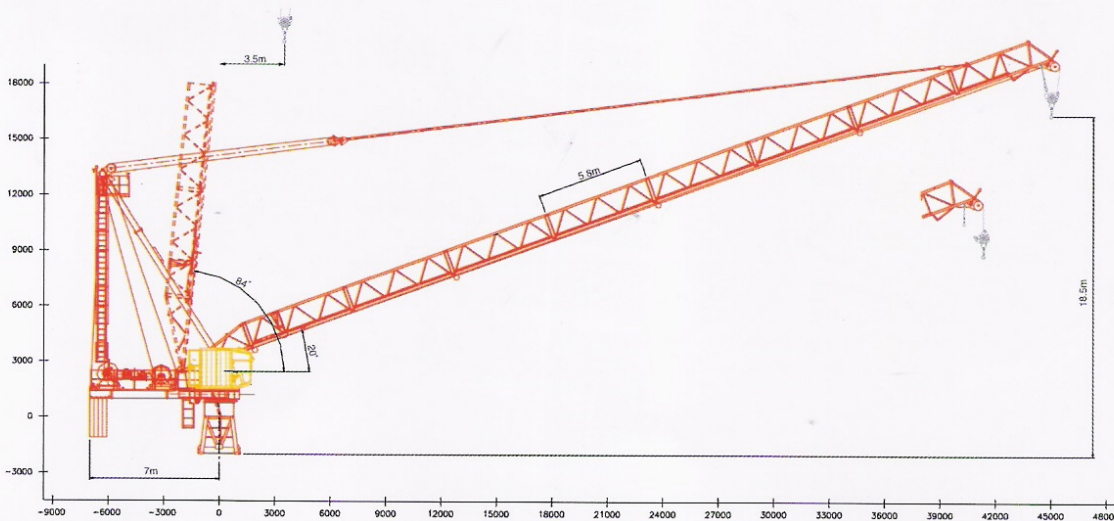
KH100L Load Diagram



KH100L Radius & Capacity

Jib Length m	Max. Capacity	m / t									
		14	16	20	22	25	28.8	30	34.4	40	45
45.0m	8.0t/13.0m	7.4	6.4	5.1	4.6	4.0	3.4	3.2	2.8	2.3	2.0
40.0m	8.0t/14.5m	8.0	7.2	5.6	5.1	4.4	3.7	3.6	3.0	2.5	
34.4m	8.0t/16.0m	8.0	8.0	6.2	5.6	4.8	4.1	3.9	3.3		
28.8m	8.0t/17.5m	8.0	8.0	6.9	6.2	5.3	4.5				

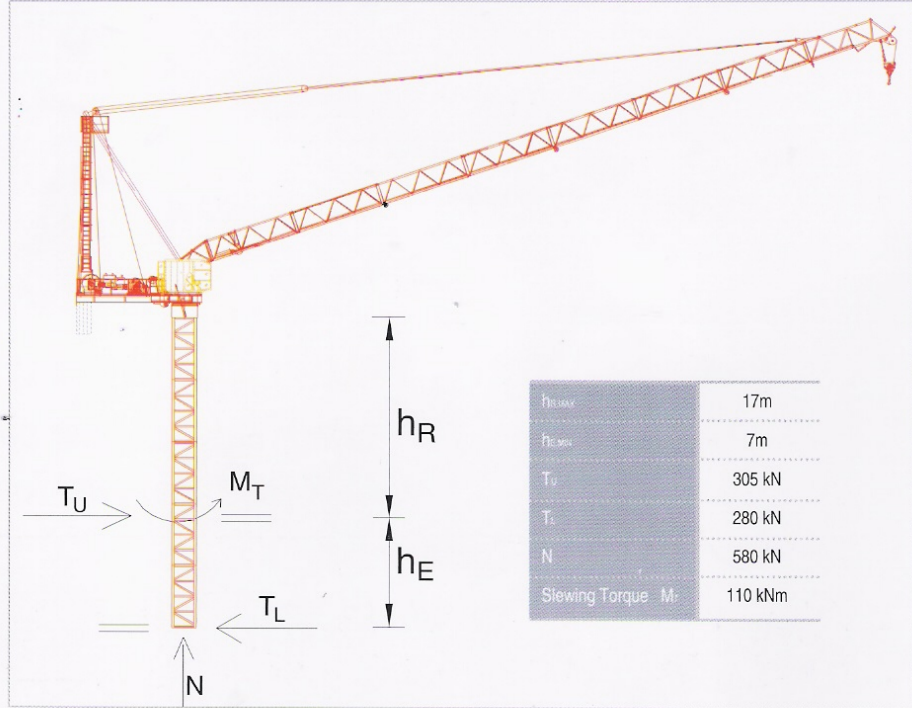
KH100L Jib Stay Combination Unit : mm







Jib	Stay Combination (mm)
45.0	2X6100, 1X3655, 1X5315, 1X5630, 1X5765, 1X1300
40.0	2X6100, 1X3655, 1X5315, 1X5630, 1X1300
34.4	2X6100, 1X3655, 1X5315, 1X1300
28.8	2X6100, 1X3655, 1X1300

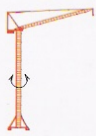





■ KH100L Internal Type

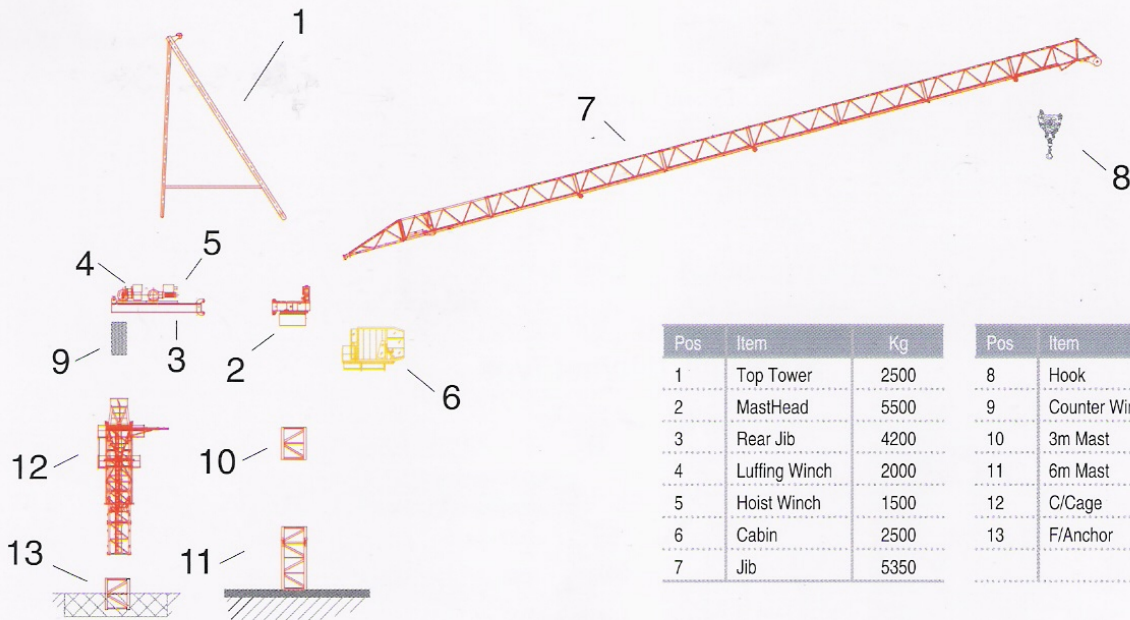


■ KH100L Technical Data

	3x380v - 60Hz	Control Voltage - 220VAC
	Hoist Winch	37Kw
	Power Consumption	100KVA
	Power Cable	60mm ² 2RNCT
	0 - 0.15 ton	0 - 150 m/min
	0.15 - 2 ton	0 - 82 m/min
	2 - 4 ton	0 - 50 m/min
	0 - 0.3 ton	0 - 75 m/min
	0.3 - 4 ton	0 - 41 m/min
	4 - 8 ton	0 - 25 m/min

	1 x 7.1Kw	0 - 0.7rpm
	37Kw	Stepless 1: 30 min
	4 x 3Kw	25 m/min
Hoist rope	Ø18 mm	
	Luffing Wire Ø18 mm	

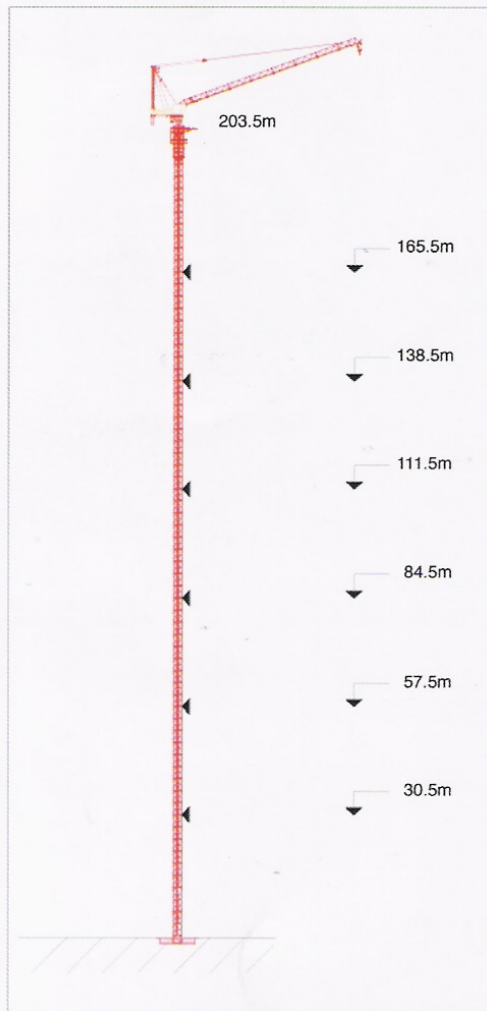
KH100L Apporox. Erection Weight



Pos	Item	Kg
1	Top Tower	2500
2	MastHead	5500
3	Rear Jib	4200
4	Luffing Winch	2000
5	Hoist Winch	1500
6	Cabin	2500
7	Jib	5350

Pos	Item	Kg
8	Hook	360
9	Counter Winch	8000
10	3m Mast	1800
11	6m Mast	2200
12	C/Cage	7600
13	F/Anchor	900

KH100L Tie Schedule



*하나의 타워로 2대를 운용

- 상부 파트 (the upper parts) : KH 100L(Luffing)
- 하부 파트 (the lower parts) : DWT 1475공용



서울 사무소 :
 서울 특별시 구로구 구로동 695-1
 TEL : (02) 854-4996~7
 FAX : (02) 854-5440

본사 및 공장 :
 충청북도 진천군 진천읍 장관리 332-3
 TEL : (043) 530-3333
 FAX : (043) 530-3340
 Website : www.hanwootnc.com

Sales & Marketing :
 695-1 Kuro-Dong, Kuro-Ku, 152-050,
 Seoul, Korea
 TEL : +82-2-854-4996~7
 FAX : +82-2-854-5440

Factory & Head Office :
 332-3, Janggwan-ri, Jincheon-eub,
 Jincheon-gun,
 Chungcheongbuk-do, Korea
 TEL : +82-43-530-3333
 FAX : +82-43-530-3340



서울 사무소 :
 서울 특별시 영등포구 여의도동 14-34
 대우종합기계빌딩9층
 TEL : (02) 2167-3437
 FAX : (02) 2167-3430
 Website : www.dhiitd.co.kr

Seoul Office :
 9th Floor, Daewoo Heavy Industries &
 Machinery Ltd. Bldg.14-34, Youido-dong,
 Youngdungpo-gu,150-010,
 Seoul, Korea
 Mail : C. P. O Box 7955 Seoul, Korea.
 Tel : +82-2-2167-3437
 Fax : +82-2-2167-3430