

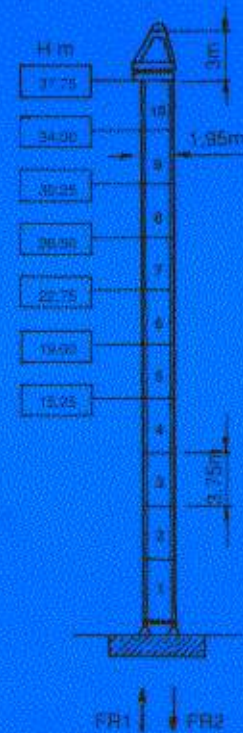
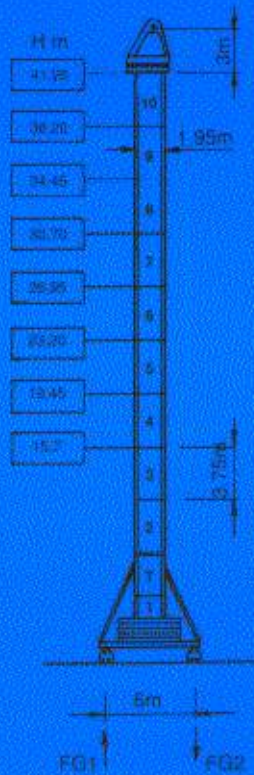
GRUCOMEDIL



**GRU A TORRE
A BRACCIO
IMPENNABILE**

**LUFFING BOOM
CRANE**

CTL 202

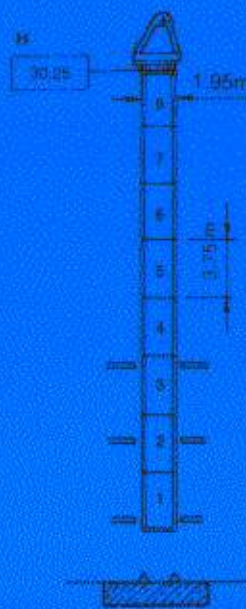
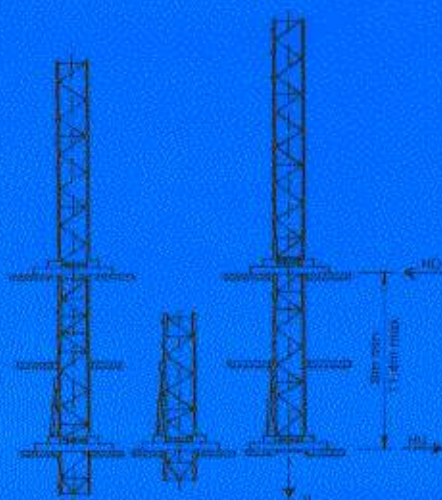


FG1	*	24,5 t
FG2	88 t	103 t
		63 t

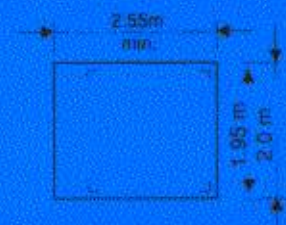
peso gru senza zavorra max H max sbarrato.
 Weight without ballast, max height max jib length.
 * In servizio vento 72 Km/h
 * In service wind 44,7 stat miles/h
 † Fuori servizio vento 170 Km/h
 * Out of service wind 105 stat miles/h

FR1	95,8 t	133,2 t
FR2	143,2 t	170,2 t
	57,9 t	






VERSIONE CLIMBING - CLIMBING VERSION









H ₀	53 t
H _u	42 t
V	99,8 t



POTENZA TOTALE RICHIESTA NECESSARY POWER SUPPLY	ARGANI WINCHES	CORRENTE TRIFASE THREE-PHASE CURRENT
160 Kw	AWLR 758 + AWLR 758	380 + 440 V 50 + 60 Hz
200 Kw	AWLR 758 + AWLR 1208	
240 Kw	AWLR 1208 + AWLR 1208	

ARGANI SOLLEVAMENTO HOIST WINCHES		m/min.	t.	Hp	Kw				
AWLR 758		0 → 35	8	75	55	460 m max			
		0 → 46	6						
		0 → 60	4,7						
		0 → 90	3,1						
		0 → 17,5	16			120	88	> 460 m consulted; consult us	
		0 → 23	12						
		0 → 30	9,4						
		0 → 45	6,2						
AWLR 1208		0 → 54	8	120	88				460 m max
		0 → 72	6						
		0 → 96	4,5						
		0 → 136	3,2						
		0 → 27	16			> 460 m consulted; consult us			
		0 → 36	12						
		0 → 48	9						
		0 → 68	6,4						



BRANDEGGIO	758		AWLR	120 sec.	75 HP	55 Kw
LUFFING	1208		AWLR	75 sec.	120 HP	88 Kw
ROTAZIONE STANDARD STANDARD SLEWING			GVP	0 - 0,8 n/min.	2 x 7,5 HP	2 x 5,5 Kw
TRASLAZIONE			TR	12 - 24 m/min.	2 x 3,7 Kgm	2 x 6 Kw
TRAVELLING	R 12 m. 		TC	12 - 24 m/min.	2 x 3,7 Kgm	2 x 6 Kw

In accordo con le normative C.E.E. 87/405 riguardanti il livello acustico.
In accordance with C.E.E. standards 87/405 for the acoustic level.



Via S. Egidio 42/A - 33074 Fontanafredda (PN) - ITALY
Tel. 0434/997580 - Telex 450256 GRUCOM I - Telex 0434 - 998631

CASAGRANDE GROUP

AGENTE/DEALER

