


 **GRUCOMEDIL**

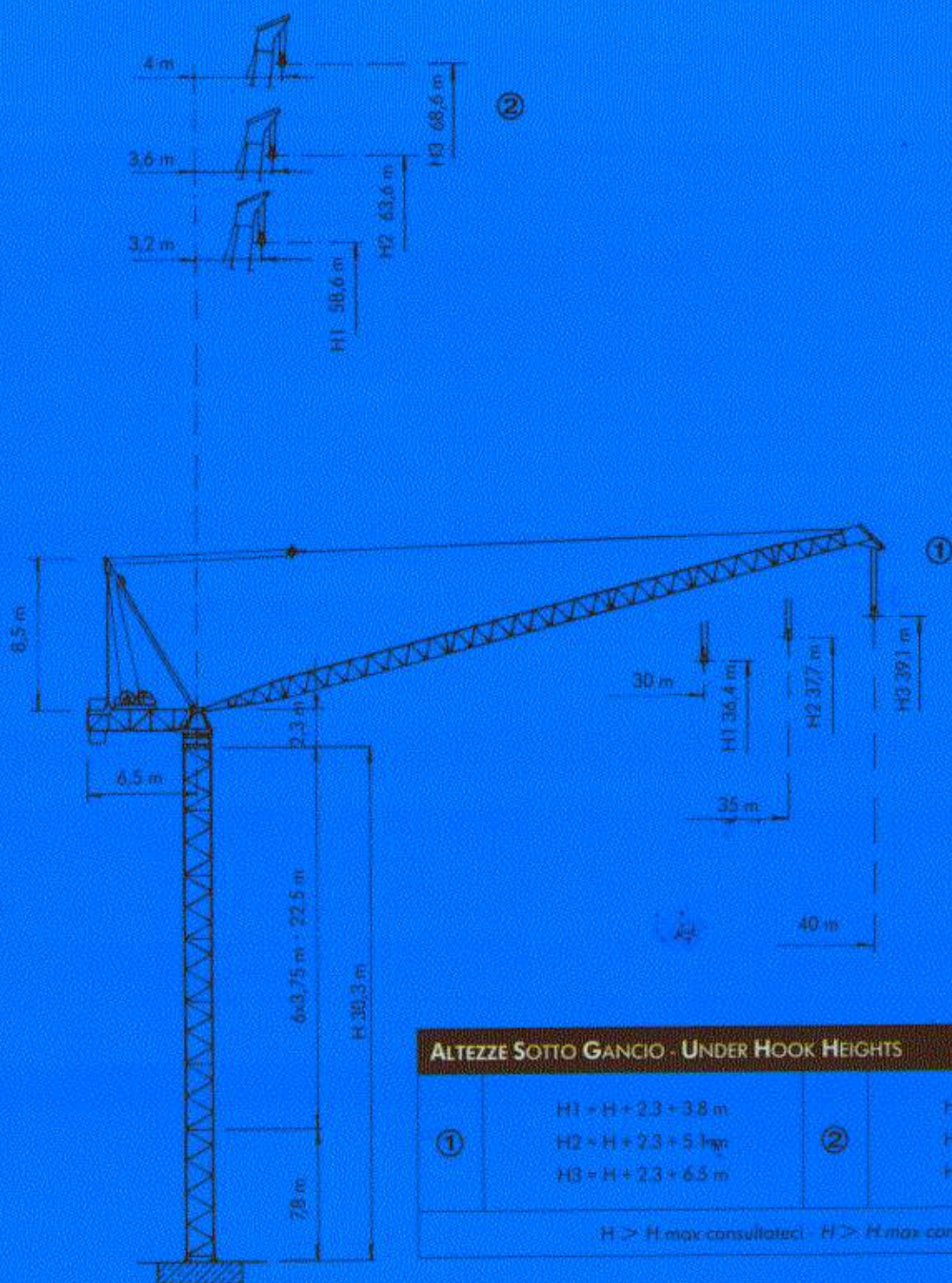


**GRU A TORRE  
A BRACCIO  
IMPENNABILE**

**LUFFING BOOM  
CRANE**

**CTL 100**

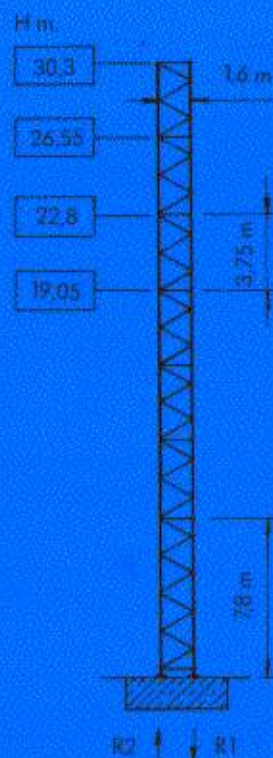
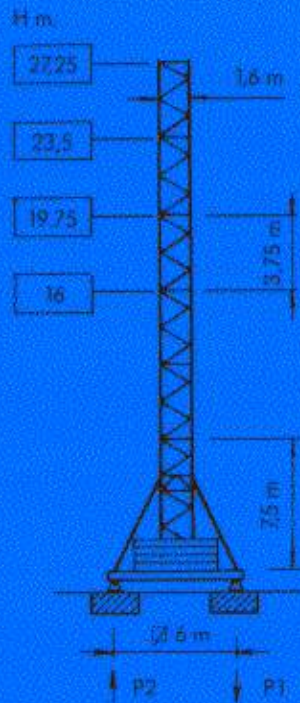
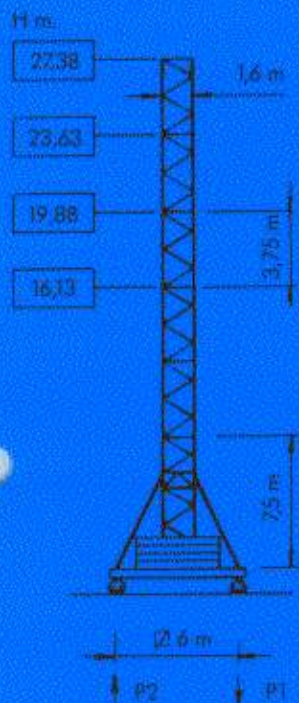
# CTL 100



## SBRACCI E PORTATE - RADIUS AND CAPACITY

	m									
	22	24	26	28	30	32	35	37	40	
$S_t = 23.2 \text{ m}$	(III)	5	4.75	4.2	3.74	3.34	2.99	2.56	2.31	2
$S_t = 23.8 \text{ m}$	(II)	5	4.95	4.41	3.95	3.56	3.21	2.8		
$S_t = 24.6 \text{ m}$	(II)	5	5	4.65	4.19	3.8				

# CTL 100



P1	48 t*	50 t*
P2		3,5 t*
	37 t	


peso gru senza zavorra  
max H max braccio.  
Weight without ballast  
max height max jib length.

\* In servizio  
In service

\* Fuori servizio  
Out of service

R1	105,6 t*	110 t*
R2	82,5 t*	88,8 t*
	32 t	

## VERSIONE CLIMBING - CLIMBING VERSION





H0	24,2 t*	29,4 t*
Hu	22,5 t*	20,7 t*
V	55 t*	47 t*









POTENZA TOTALE RICHIESTA NECESSARY POWER SUPPLY
90 Kw
105 Kw

ARGANI WINCHES
AWLR 505 + AWLR 505
AWLR 505 + AWLR 705

CORRENTE TRIFASE THREE-PHASE CURRENT
380 V - 50 Hz / 440 V - 60 Hz
380 V - 50 Hz / 440 V - 60 Hz

ARGANI - WINCHES		m/min.	t.	HP	KW	
AWLR 505		0 → 40	5	50	37	250 m max
		0 → 50	4			
		0 → 66	3			
		0 → 100	2			> 250 m consultare consult us

BRANDEGGIO	AWLR 505		AWLR	0 → 60 sec.	50 HP	37 Kw
LUFFING	AWLR 705			0 → 90 sec.	70 HP	51 Kw
ROTAZIONE SLEWING			GVP	0 ± 0,7 n/min.	2 x 7,5 HP	2 x 5,5 Kw
TRASLAZIONE			TR	12 - 24 m/min.	2 x 5,5 HP	2 x 4 Kw
TRAVELLING	R ≥ 12 m 38'6" 		TC	12 - 24 m/min.	2 x 5,5 HP	2 x 4 Kw

In accordo con le normative C.E.E. 87/405 riguardanti il livello acustico.  
In accordance with C.E.E. standards 87/405 for the acoustic level.

 **GRUCOMEDIL**

Via S. Egidio 42/A - 33074 Fontanafredda (PN) - ITALY  
Tel. 0434/997580 - Telex 450256 GRUCOM I - Telefax 0434 - 998631

CASAGRANDE GROUP

AGENTE/DEALER