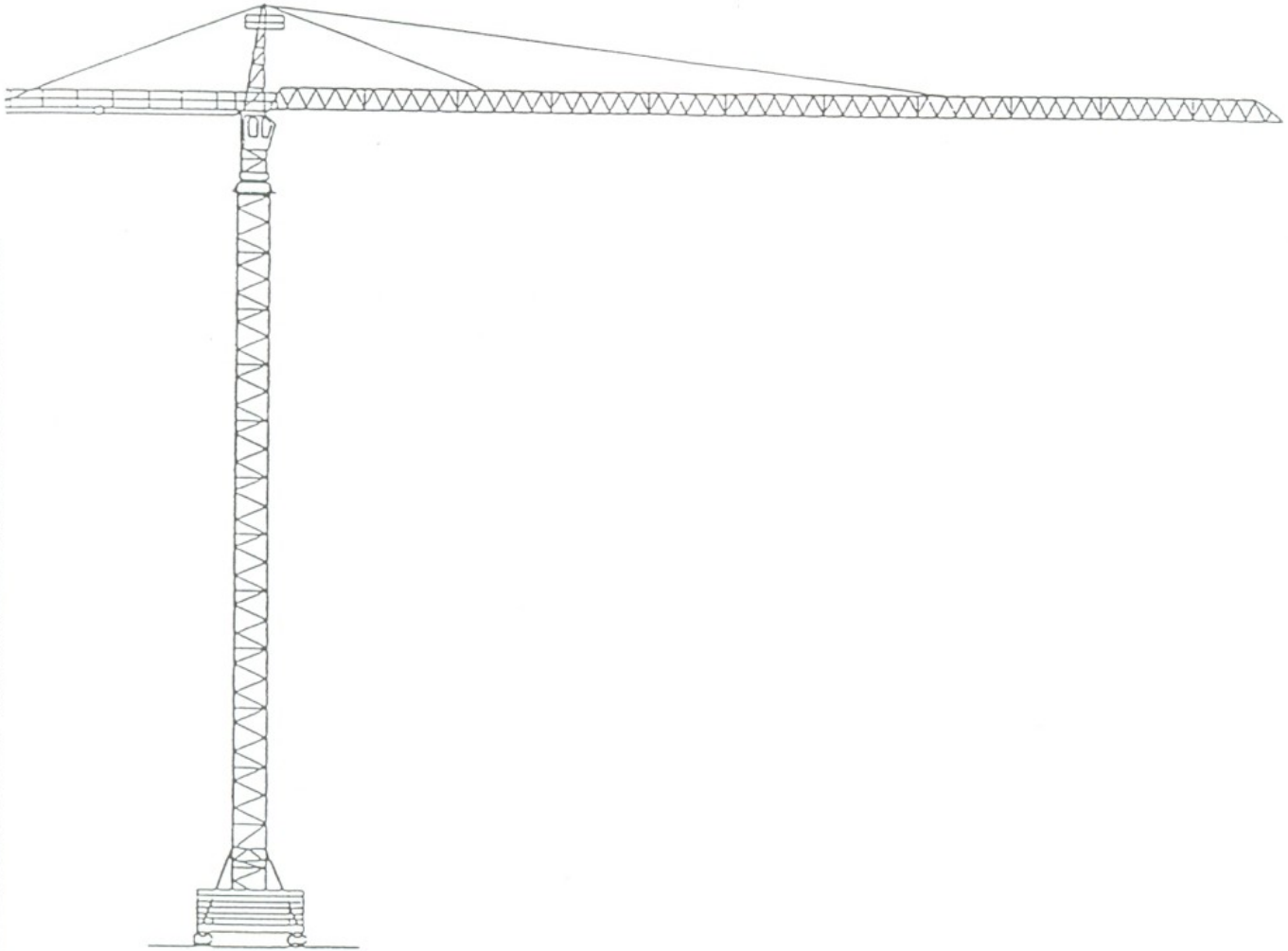




GRUCOMEDIL

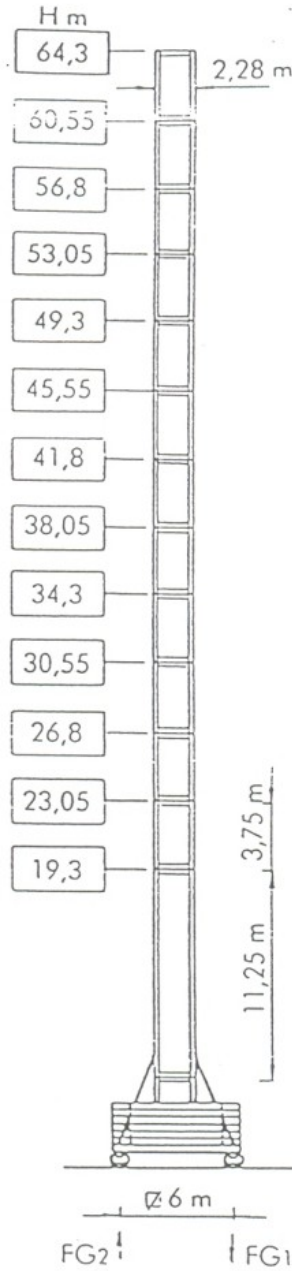
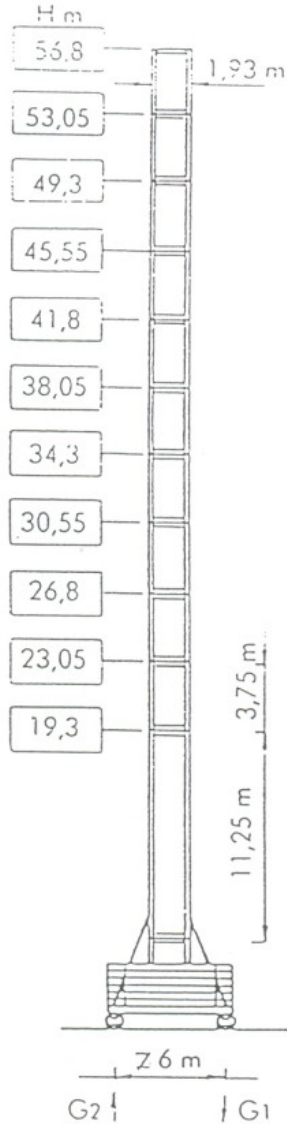
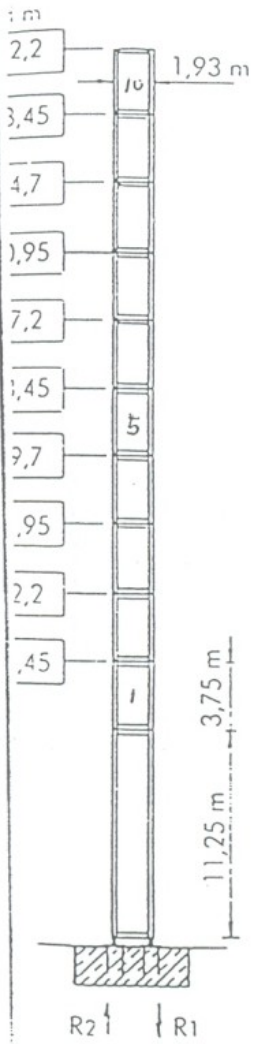


GRU A TORRE
SISTEMA **MODULARE**
UNIONE A **SPINE**

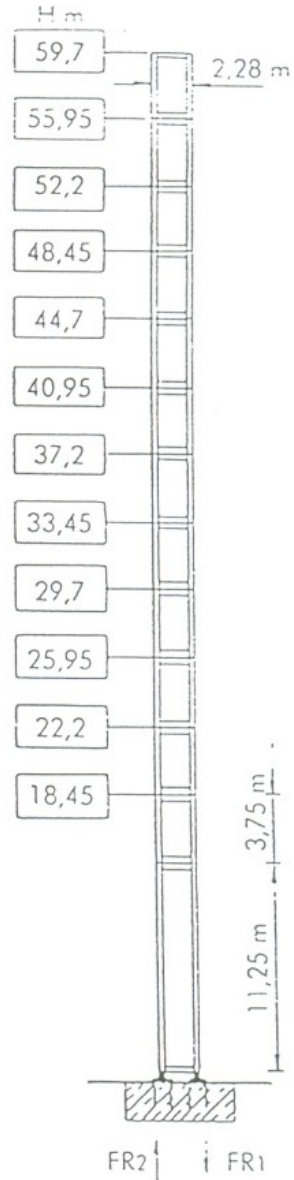
TOWER CRANE
MODULAR SYSTEM
PIN CONNECTION

CT 651

CT 651 S 20 TL



CT 651 S 23



R 1	155 t *	185 t
R 2	111,3 t *	145 t
	54,8 t	

G 1	90,4 t *	107 t
G 2		14 t
	66,3 t	

FG 1	95 t *	122 t
FG 2		27 t
	70,8 t	

FR 1	129 t *	191 t
FR 2	83 t *	150 t
	59,8 t	

Peso gru senza zavorra
max H max sborraccio

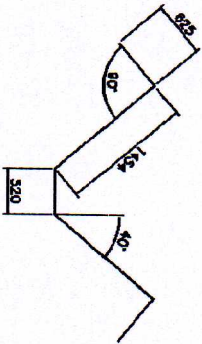
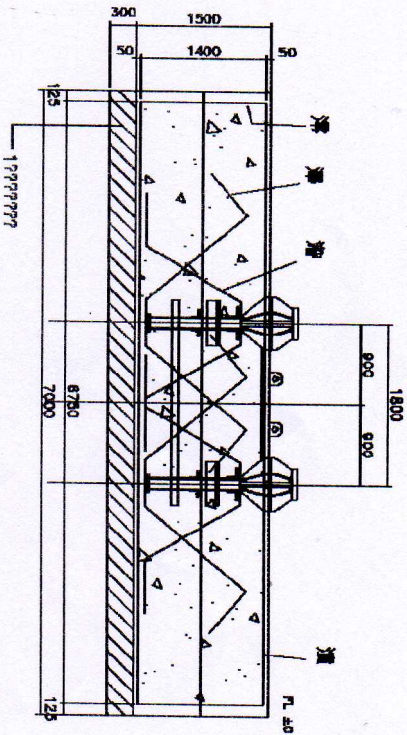
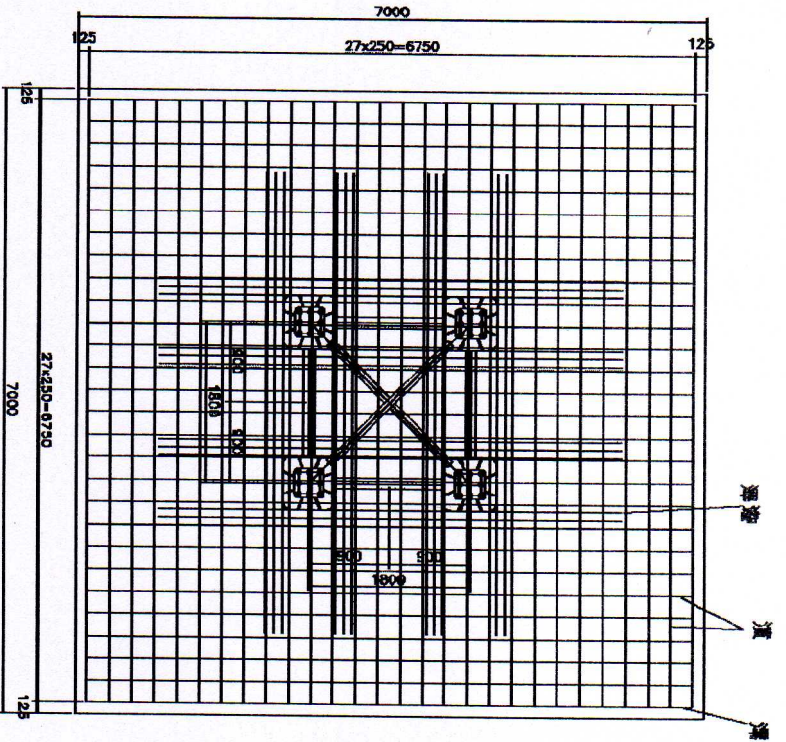
Weight without ballast
max height max jib length

* In servizio
* Fuori servizio

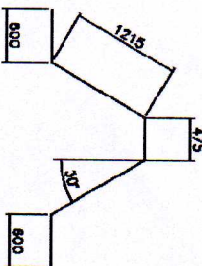
* In service
* Out of service

COMEDIL CT 651-12 FOUNDATION ANCHOR

"권재영" (Kwon Jaeyoung)




■ D25X4878L - 48EA

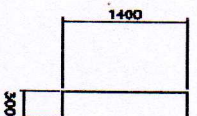


■ D25X4105L - 48EA

■ D19X6750L - 112EA



■ D19X2000 - 112EA



NOTE
 CONCRETE SPECIFIC WEIGHT : 2400kg/m³
 SOIL PRESSURE(???) : 20 Ton/m²
 FOUNDATION WEIGHT : 176.4Ton

PROJECT TITLE
 COMEDIL CT 651-12 FOUNDATION ANCHOR

???	???	DRAWN BY	???
???	???	CHECKED BY	???

POIENZA TOTALE RICHIESTA NECESSARY POWER SUPPLY	ARGANI WINCHES	CORRENTE TRIFASE THREE-PHASE CURRENT
53 Kw	AG 40	380 V - 50 Hz
56 Kw	AWLR 505	380 V - 50 Hz
56 Kw	AWLR 506	380 V - 50 Hz
71 Kw	AWLR 706	380 V - 50 Hz

ARGANI - WINCHES	m/min.	↑	HP	KV	Ⓢ				
AG 40	7,5	5	40	30	220 m max ➤ 220 m consultare consultr us				
	30	5							
	60	2,5							
	3,8	10							
	15	10							
	30	5							
AWLR 505	0 - 40	5	50	37	➤ 350 m consultare consultr us				
	0 - 50	4							
	0 - 66	3							
	0 - 100	2							
	0 - 20	10							
	0 - 25	8							
	0 - 33	6							
	0 - 44	4,6							
	0 - 57	3,5							
	0 - 84	2,4							
	0 - 16,5	12							
	0 - 22	9,2							
AWLR 506	0 - 28,5	7	50	37	➤ 350 m consultare consultr us				
	0 - 42	4,8							
	0 - 47	6							
	0 - 61	4,6							
	0 - 80	3,5							
	0 - 116	2,4							
	0 - 23,5	12							
	0 - 30,5	9,2							
	0 - 40	7							
	0 - 58	4,8							
	AWLR 706						70	52	➤ 350 m consultare consultr us

CARRELLI - TROLLEY	DSR 300	0-10-30-65 m/min	6/5 kgm	2,2/4 Kw
ROTAZIONE - SEWING	SSR 2265	0 - 0,64 RPM	2 x 65 Nm	2 x 4,6 Kw
TRASLAZIONE - TRAVELING	TR - TC	0-12-24 m/min	2 x 3,7 KgM	2 x 6 Kw

In accordo con le normative C.E. 87/405 (Squadrone 3) e D.L. 230/02.
In accordance with C.E. standards 87/405 for the acoustic level.

AGENTE/DEALER



Via S. Egidio 42/A - 33074 Fontanafredda (PN) - ITALY
TEL 0434/997580 - Telex 450256 GRUCOMIT - Telefax 0434 - 998631
CASAGRANDE GROUP

M.05/99/D

M.06/99/D