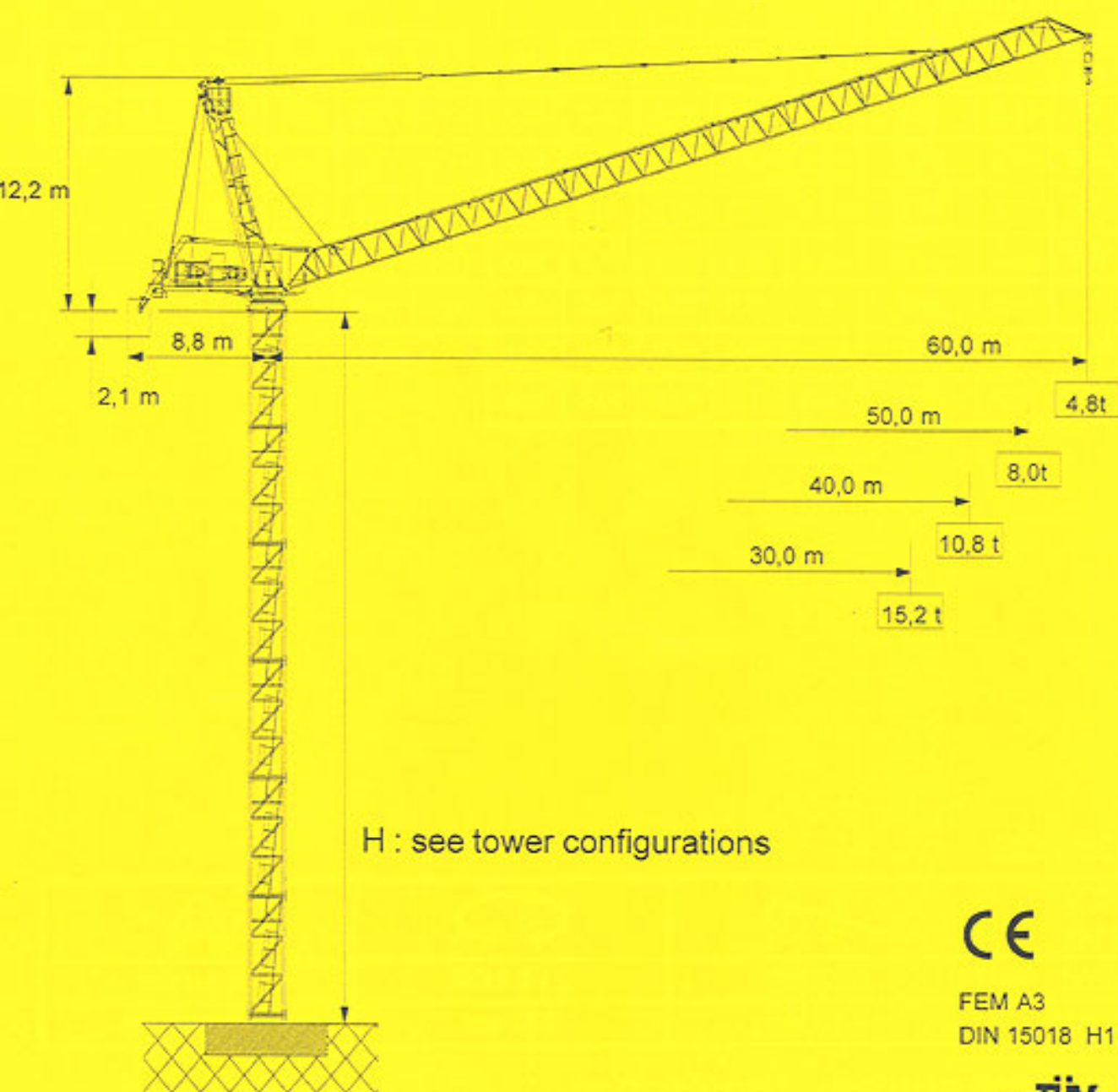


LUFFING CRANE BN 405 - 20

2/4- fall



CE

FEM A3
DIN 15018 H1 - B3

tüv
CERT

DIN EN ISO 9001








Edition 09.96 Subject to modification

405_204K.PM4




BN 405-20

2/4-fall

Radius and capacity

Jib		max. Capacity		m x t											
m	Rope fall	t	m	18	20	22	25	30	35	40	45	50	55	60	
60,0		10,0	30,6	10,0	10,0	10,0	10,0	10,0	8,74	7,56	6,64	5,90	5,30	4,80	
50,0		18,0	23,2	18,0	18,0	18,0	16,7	13,8	11,8	10,2	8,97	8,00			
		10,0	40,3	10,0	10,0	10,0	10,0	10,0	10,0	10,0	8,97	8,00			
40,0		20,0	22,13	20,0	20,0	20,0	17,7	14,6	12,4	10,8					
		10,0	40,0	10,0	10,0	10,0	10,0	10,0	10,0	10,0					
30,0		20,0	22,9	20,0	20,0	20,0	18,4	15,2							
		10,0	30,0	10,0	10,0	10,0	10,0	10,0							

Speeds

380 V 60 Hz			
Motor	54,0 KW	2 x 5,2 KW	2 x 9,0 KW
Speeds	t = 2,4 min	0,88 rpm	v = 30,0 m/min

Power required - top crane

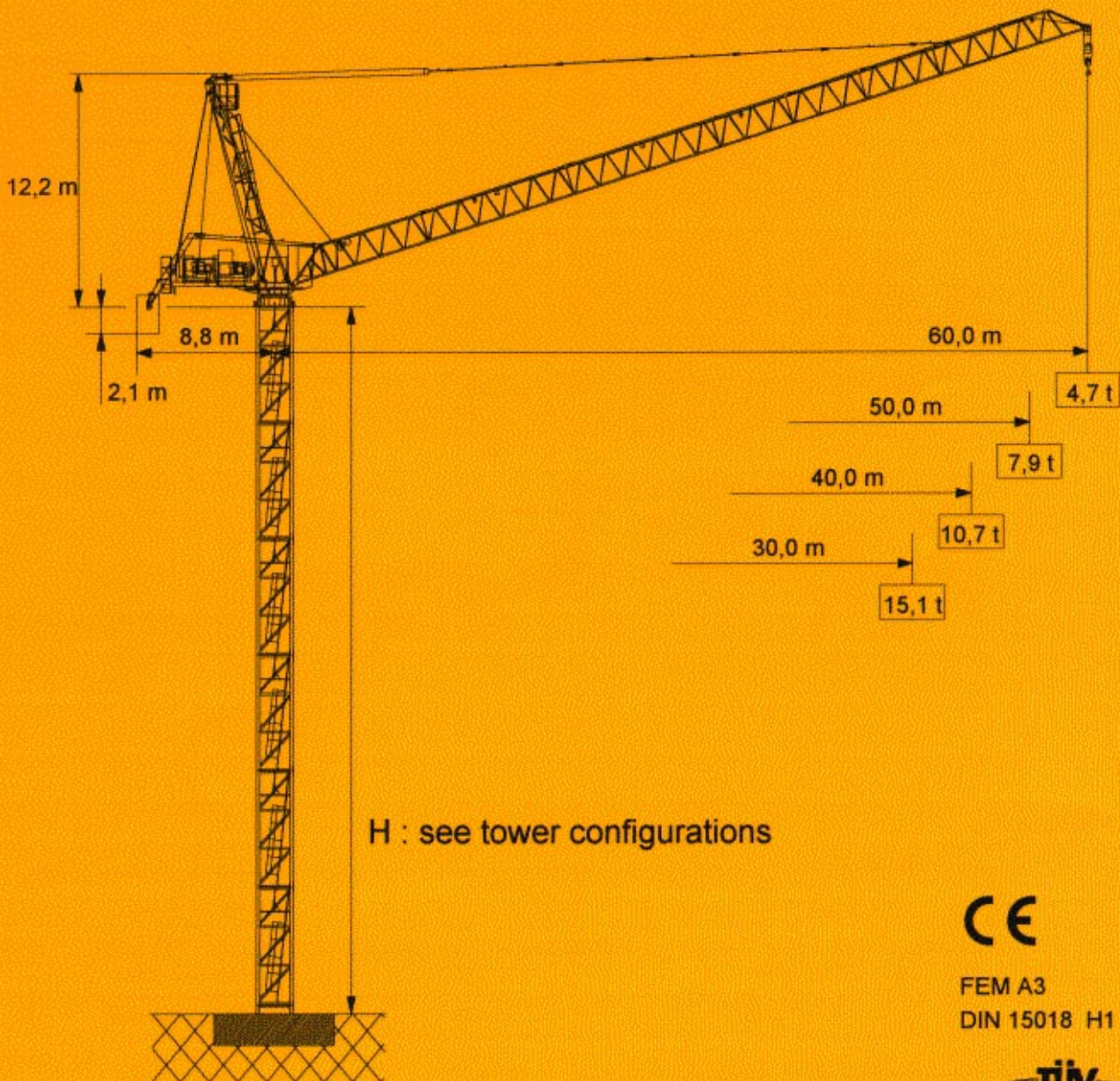
380 V 60 Hz	Hoist unit (KW)		
	79,2		
KW-kVA	144 - 180		

Counterweight

Jib	Hoist unit (KW)		
	79,2		
all lengths	36,0 t		

LUFFING CRANE BN 405 - 24

2/4- fall



CE

FEM A3
DIN 15018 H1 - B3

tüv
CERT

DIN EN ISO 9001








Edition 01.96 Subject to modification

405_244K.PM4




BN 405-24

2/4-fall

Radius and capacity

Jib		max. Capacity		m x t											
				t	m	18	20	22	25	30	35	40	45	50	55
m	Rope fall														
60,0		12,0	26,0	12,0	12,0	12,0	12,0	10,2	8,67	7,48	6,55	5,81	5,21	4,70	
50,0		18,0	23,2	18,0	18,0	18,0	16,6	13,7	11,7	10,1	8,87	7,90			
		12,0	34,0	12,0	12,0	12,0	12,0	12,0	11,7	10,1	8,87	7,90			
40,0		24,0	18,6	24,0	22,3	20,2	17,6	14,6	12,4	10,7					
		12,0	35,9	12,0	12,0	12,0	12,0	12,0	12,0	10,7					
30,0		24,0	19,3	24,0	23,1	20,9	18,3	15,1							
		12,0	30,0	12,0	12,0	12,0	12,0	12,0							

Speeds

380 V 60 Hz			
Motor	54,0 KW	2 x 5,2 KW	2 x 9,0 KW
Speeds	t = 2,4 min	0,60 rpm	v = 30,0 m/min

Power required - top crane

380 V 60 Hz	Hoist unit (KW)		
	79,2		
KW-kVA	143,6-179,5		

Counterweight

Jib	Hoist unit (KW)		
	79,2		
all lenghts	36,0 t		