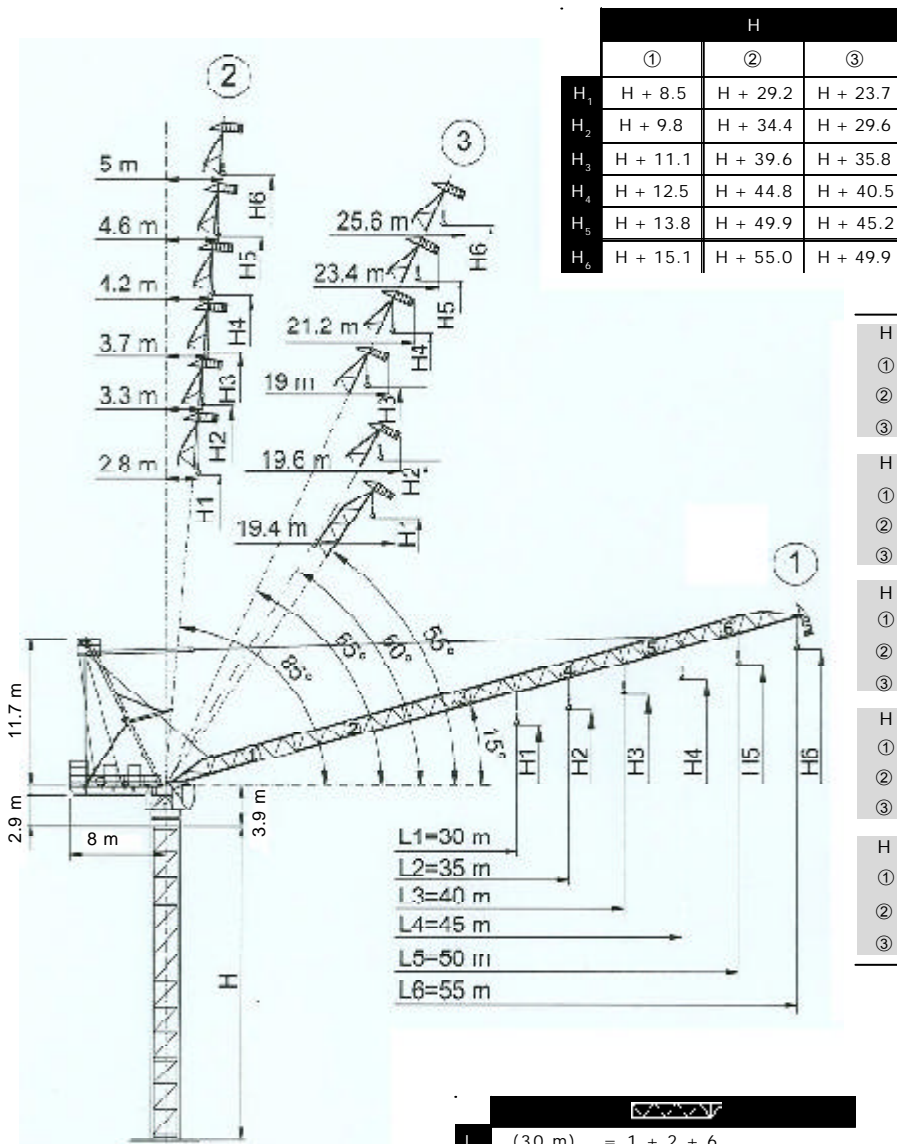



 **TEREX | COMEDIL**

- Gru a torre a braccio impennabile
- Luffing Jib Tower Crane • Grue à tour à flèche relevable
- Turmdrehkran mit Steilstellung-Ausleger
- Grúa torre de pluma abatible



- H Altezza torre (I)
- ① Sbraccio massimo
- ② Sbraccio minimo in servizio
- ③ Sbraccio minimo in fuori servizio
- H Tower height (GB)
- ① Maximum jib
- ② Minimum jib (in service)
- ③ Minimum jib (out of service)
- H Hauteur mât (F)
- ① Portée maxi.
- ② Portée min. en service
- ③ Portée min. hors service
- H Turmhöhe (D)
- ① Max. Ausleger
- ② Mindst. Ausleger in Betrieb
- ③ Mindst. Ausleger außer Betrieb
- H Altura torre (E)
- ① Pluma maxima
- ② Pluma minima en servicio
- ③ Pluma minima fuera de servicio

 FEM 1.001 A3

L ₁	(30 m)	= 1 + 2 + 6
L ₂	(35 m)	= 1 + 2 + 5 + 6
L ₃	(40 m)	= 1 + 2 + 3 + 6
L ₄	(45 m)	= 1 + 2 + 3 + 5 + 6
L ₅	(50 m)	= 1 + 2 + 3 + 4 + 6
L ₆	(55 m)	= 1 + 2 + 3 + 4 + 5 + 6

Dati illustrativi non impegnativi
Con riserva di modifica senza preavviso

Specifications and data not binding
Subject to modification without notice

Données techniques seulement indicatives
Modifications réservées sans préavis

Angaben und Beschreibung unverbindlich
Änderungen vorbehalten ohne weitere Mitteilung

Dibujos y datos sin compromiso
Modificaciones reservadas sin preaviso

UTEDOC.REV.001

CTL 260-18 H20

CTL 260-18

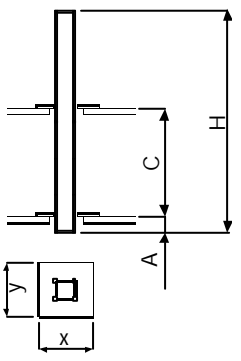
Diagramma di portata (I) **Courbes de charges** (F) **Curvas de cargas** (E)
Load Diagram (GB) **Lastkurven** (D)

CTL 260-18

		15	20	25	30	35	40	45	50	55
	9 t	9.00	9.00	9.00	8.36	6.71	5.47	4.50	3.73	3.10
	13.5 t	13.5	13.5	10.45	8.14	6.50	5.26	4.30	3.53	2.90
	9 t	9.00	9.00	9.00	9.00	7.92	6.54	5.46	4.60	
	13.5 t	13.5	13.5	11.91	9.34	7.50	6.13	5.05	4.20	*
	18 t	18.0	15.76	11.91	9.34	7.50	6.13	5.05	4.20	
	9 t	9.00	9.00	9.00	9.00	8.28	6.88	5.80		
	13.5 t	13.5	13.5	12.3	9.71	7.86	6.48	5.40	*	
	18 t	18.0	16.19	12.3	9.71	7.86	6.48	5.40		
	9 t	9.00	9.00	9.00	9.00	8.60	7.20			
	13.5 t	13.5	13.5	12.64	10.04	8.19	6.80	*		
	18 t	18.0	16.54	12.64	10.04	8.19	6.80			
	9 t	9.00	9.00	9.00	9.00	8.70				
	13.5 t	13.5	13.5	12.7	10.13	8.30	*			
	18 t	18.0	16.55	12.7	10.13	8.30				
	9 t	9.00	9.00	9.00	9.00					
	13.5 t	13.5	13.5	12.77	10.2	*				
	18 t	18.0	16.63	12.77	10.2					

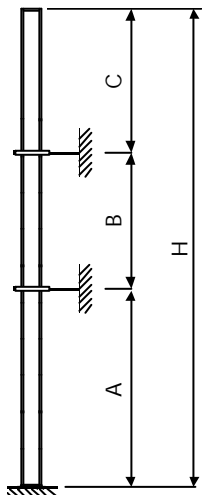
* = + 200 kg [50 m - 45 m - 40 m - 35 m - 30 m] (i)

Altre installazioni (I) **Autres implantations** (F) **Otras implantaciones** (E)
Other configurations (GB) **Aufstellmöglichkeiten** (D)



(i)

Gru climbing
 Bottom climbing crane
 Télescage sur dalles
 Kletterkran im Gebäude
 Grúa trepadora



(i)

Gru ancorata
 Crane tied to the structure
 Grue ancrée
 Geankerter Kran
 Grúa anclada



H20 RTL			
[m]			
	L ₁₋₂₋₃	L ₄₋₅	L ₆
A _{min/max}	25/35	25/32	25/28
B _{min/max}	18/26	18/22	18/22
C _{max}	29	27	25
H _{max}			



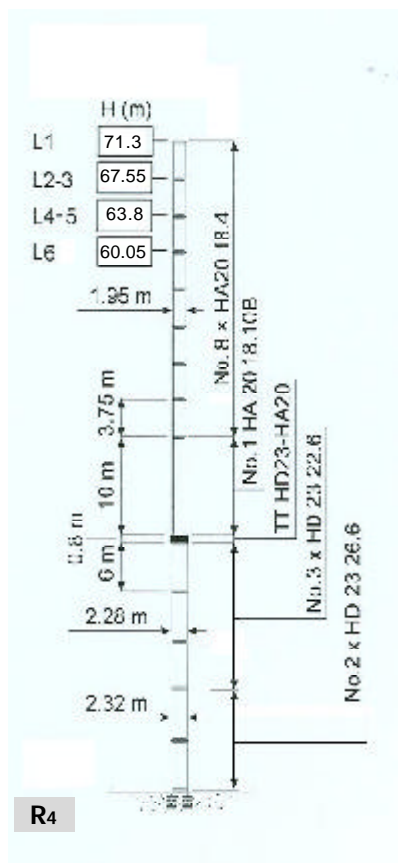
CTL 260-18

Torre	I	Tour	F	Torre	E
Tower	GB	Turm	D		

H20



H20/HD23



H	Altezza torre	I
H	Tower height	GB
H	Hauteur mât	F
H	Turmhöhe	D
H	Altura torre	E



Meccanismi **I** Mechanisms **GB** Mécanismes **F** Antriebe **D** Mecanismos **E**

	67 AFC 90 - LFC 45	144 kVA	400 V - 50 Hz / 460 V - 60 Hz
	67 AFC 90 - LFC 67	165 kVA	
			2000/14/CE

		m/min			t	kW		
		0	?	37	9	67	560 m (R00) 940 m (R01)	
		0	?	54	6			
		0	?	77	4			
		0	?	82	3.7			
		0	?	130	1.5			
		0	?	24.5	13.5			
		0	?	36	9			
		0	?	51.3	6			
		0	?	54.6	5.5			
		0	?	86.6	2.25			
		0	?	18.5	18			
		0	?	27	12			
		0	?	38.5	8			
		0	?	41	7.4			
		0	?	65	3			

	LFC 45 (VECTOR)	2.5 min	45 kW
	LFC 67 (VECTOR)	1.8 min	67 kW
	SCC 2 2 112	0 ? 0.75 rpm	2 x 9.8 kW
	TSR 2RG 4M8	12 ? 24 m / min	4 x 80 Nm

	Sollevamento I	Hoisting GB	Levage F	Heben D	Elevación E
	Brandeggio	Luffing	Relevage	Ausleger-Einziehen	Elevación de pluma
	Rotazione	Slewing	Orientation	Schwenken	Orientación
	Traslazione	Travelling	Translation	Schienefahren	Traslación
	Direttiva sul livello acustico	Directive on noise level	Directive sur le niveau acoustique	Richtlinie für den Schall-Leistungspegel	Directiva sobre el nivel acustico
	Consultateci	Consult us	Nous consulter	Auf Anfrage	Consultarnos
	Potenza totale richiesta	Power requirements	Puissance totale nécessaire	Geforderte Stromstärke	Potencia necesaria
	Alimentazione	Power supply	Alimentation	Stromversorgung	Alimentación